

# Covering Rectilinear Polygons with Axis-Parallel Rectangles\*

V.S. Anil Kumar<sup>†</sup>

H. Ramesh<sup>‡</sup>

## Abstract

We give an  $O(\sqrt{\log n})$  factor approximation algorithm for covering a rectilinear polygon with holes using axis-parallel rectangles. This is the first polynomial time approximation algorithm for this problem with a  $o(\log n)$  approximation factor.

## 1 Introduction

We consider the problem of covering rectilinear polygons with axis-parallel rectangles. Given a rectilinear polygon  $P$  with complexity  $n$  (complexity refers to the minimum of the number of vertical edges and the number of horizontal edges in the polygon), this problem requires determining the minimum number of axis-parallel rectangles whose union covers  $P$ . The polygon  $P$  may have holes in it.

**Applications.** Cheng, Iyengar and Kashyap [5] showed that this problem has applications to image compression. They claim that representing an image using a rectangle covering of its white pixels gives compression superior to that achieved by quad-trees. It also has applications to printing integrated circuits [9].

**Hardness.** Much effort has gone into determining the computational complexity of this problem. In spite of this, the exact complexity of this problem has remained open for many years and continues to do so. Masek [20] showed that this problem is NP-Complete. Later, Culberson and Reckhow [6] used a clever reduction from 3-SAT to show that this is the case even when  $P$  has no holes. The next natural question is whether the number of rectangles needed to cover  $P$  can be computed *approximately*. Berman and Dasgupta [2] showed that this problem is MaxSNP-Hard for polygons with holes, ruling out the possibility of a polynomial time approximation scheme.

**Approximation Factor.** Note that the rectangle covering problem is a special case of the general Set Covering problem. Therefore, it admits an approximation algorithm with a performance guarantee of  $O(\log n)$  using the greedy scheme due to Johnson and Lovasz [10, 17]. This was the best approximation factor known for the rectangle covering problem until now. Further, it is known that the general set covering problem cannot be approximated any better, modulo constant terms, unless  $NP = P$  [18]. However, this proof of hardness assumes certain properties about the set system which do not hold for the rectangle covering problem. In this paper, we address the issue of whether the  $\Omega(\log n)$  approximation factor barrier can be broken in polynomial time for the rectangle covering problem.

There seem to be only a few examples of non-trivial algorithms breaking this barrier for specific instances of the set covering problem. Brönnimann and Goodrich [3] showed that the covering problem for any set system with Vapnik-Chervonenkis dimension  $d$  can be approximated within an  $O(d \log(dc))$  factor, where  $c$  is the cost of the optimal covering. For the rectangle covering problem, while  $d$  is a constant,  $c$  can be shown to be  $\Omega(\sqrt{n})$ ; therefore, the Brönnimann-Goodrich algorithm gives only an  $O(\log n)$  approximation factor. Brönnimann and Goodrich [3] also showed that  $O(c)$  sized set covers can be computed for 2-d Disc Covering and a problem related to 3-d Polytope Separation as these set

---

\*An abstract of this work appeared in the proceedings of the ACM Symposium on Theory of Computing, 1999.

<sup>†</sup>Max-Planck Institut für Informatik, Saarbrücken, Germany. This work was done as a graduate student at the Indian Institute of Science. [kumar@mpi-sb.mpg.de](mailto:kumar@mpi-sb.mpg.de)

<sup>‡</sup>Dept. of Computer Science and Automation, Indian Institute of Science, Bangalore, 560012. [ramesh@csa.iisc.ernet.in](mailto:ramesh@csa.iisc.ernet.in).

systems admit  $\epsilon$ -nets of small size. It is not clear whether the the rectangle covering problem admits  $\epsilon$ -nets of small size.

**Special Situations.** There are special situations when the above barrier can indeed be broken. When  $P$  is hole-free, Franzblau [7] showed a factor 2 approximation guarantee. When  $P$  has holes, Franzblau also gave an  $O(n \log n)$  time heuristic which gives an  $O(\log n)$  approximation factor. When  $P$  is both vertically and horizontally convex (i.e., the intersection of any vertical or horizontal line and  $P$  is just a single line segment), Chaiken, Kleitman, Saks and Shearer [4] gave a polynomial time algorithm which computed the minimum number of rectangles required, exactly. This was improved upon by Franzblau and Kleitman [8], who achieved the same result under the weaker restriction that  $P$  is just vertically convex. Note that both restrictions preclude the presence of holes.

Other papers which have dealt with this problem are [9, 11, 13, 14, 5].

**Our Result.** We give the first algorithm to break the  $\Omega(\log n)$  barrier even when  $P$  has holes. Our algorithm gives an approximation guarantee of  $O(\sqrt{\log n})$ .

Our algorithm is in fact trivial and our contribution lies entirely in showing a lower bound. For simplicity, assume that all holes in  $P$  are point holes<sup>1</sup>. Then our algorithm simply puts 1 rectangle for each *strip*, i.e., a stretch of points between two vertically aligned holes ( e.g. strip  $s$  and its associated rectangle  $R$  in Fig.1). This rectangle covers the strip entirely and is made as thick as possible. It is easy to see that the rectangles for all strips together cover  $P$  (the boundary of  $P$  must be treated as being lined by point holes for this). Also note that the rectangles for two distinct strips could be identical (e.g. strips  $B$  and  $D$  in Fig.2). We show that the total number of distinct rectangles  $\#N$  obtained in the above process is  $O(\sqrt{\log n} * |OPT|)$ , where  $OPT$  is the minimum cover.

**The Lower Bound.** The main hurdle in breaking the  $\Omega(\log n)$  barrier is to obtain a good lower bound for the optimum. One such lower bound is the cardinality of the largest *independent set* or *antirectangle*, i.e., a set of points in  $P$ , no two of which can be covered by the same rectangle. Chvatal (as reported in [4]) originally conjectured that the size of the minimum covering equals the size of the largest independent set. While this is indeed true for vertically and horizontally convex  $P$ , as shown by Chaiken et.al. [4], it is not true for general  $P$ , with or without holes. Szemerédi found a counterexample with holes and Chung found one without holes (both reported in [4]). Erdos (as reported in [4]) asked whether the ratio of the sizes of the minimum covering and the largest independent sets is bounded. It is easy to show that this ratio is  $O(\log n)$ . However, to the best of our knowledge, the best lower bound on this ratio known to date is just  $21/17 - \epsilon$ , due to [4].

Instead of using the above independent set bound, we use the *clique covering* lower bound. Consider the finite set of all points in  $P$  after suitable discretization. Consider the graph  $G$  with these points as vertices and an edge between two points if and only if they are both covered by some rectangle. It is easy to see that  $|OPT|$  is exactly the size of smallest clique cover of this graph (i.e., a collection of cliques that covers all vertices). We shall lower bound the clique cover number by obtaining an upper bound on the sizes of cliques in  $OPT$ .

One problem we face in the process is that the cliques of  $G$  could be very variable in size, and therefore, do not admit a uniform upper bound. However, we show that if none of the strips are *jumpers* (we will define this term in Section 3.2), then we can choose  $\Theta(\#N)$  points such that the maximum clique size in the subgraph induced by them is  $O(\sqrt{\log n})$ , and therefore,  $|OPT| = \Omega(\frac{\#N}{\sqrt{\log n}})$ , as required. Our proof of this fact is based on a somewhat detailed exploration of the structure of cliques in  $G$ .

There is a correspondence between the points that are chosen in the above induced subgraph and the set of strips. We choose two points for each strip, one to its left and one to its right, after partitioning the strips into disjoint sets called *families* (defined later); this ensures that the induced subgraph has  $\Theta(\#N)$  points. As mentioned earlier, if there are no jumpers, we show that the maximum clique size is  $O(\sqrt{\log n})$  (this is not strictly true; we show that a further subset of this set of points has this property). Also, the number of jumpers turns out to be at most  $(|OPT|\sqrt{\log n})$ , so we can ignore such strips and argue about the points defined by the rest. The above description is very incomplete, and will be developed formally in the remaining sections.

---

<sup>1</sup>The case when the holes are arbitrary can effectively be reduced to the case of point holes, as we will show later in this paper.

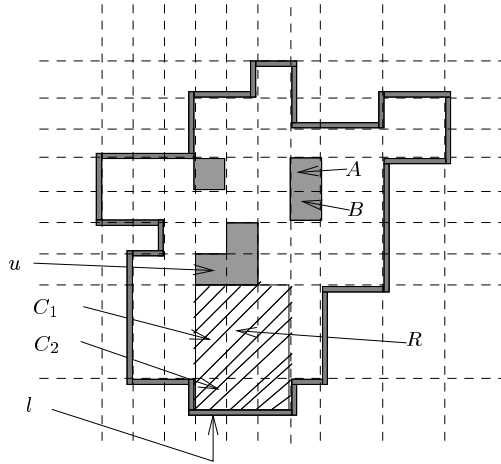


Figure 1: The Grid: Dark Cells and external cells are holes.  $C_1, C_2$  form a strip  $s$  of length 2.  $R$  is the rectangle associated with  $s$ , and  $u$  and  $l$  are its upper and lower holes, respectively.

A significant point to note is that while we show a lower bound on the clique covering number of graph  $G$  in the absence of jumpers, we are unable to show a good lower bound on the size of the largest independent set. We can show that the number of families is a lower bound on the size of the largest independent set; however, the average family size can be as large as  $\Omega(\log n)$ , as we shall show later.

**Roadmap.** In Section 2, we show how to discretize the polygon and then describe our algorithm for laying rectangles. For simplicity and clarity, we first explain the arguments in Section 3 under some restrictive assumptions. The general case requires a refinement of these ideas, and is handled in Section 4. Section 5 describes an example where the average family size is large. Section 6 mentions the loose threads which remain in this problem and also describes some related problems.

## 2 Preliminaries

Consider the grid formed by drawing infinitely long lines through each vertical and horizontal edge of the polygon (i.e., both the polygon boundary and the hole boundaries) (see Fig.1). Note that this need not be a uniform grid; the spacing between adjacent grid lines is not necessarily the same. Let  $n$  denote the *vertical complexity* of  $P$ , i.e., the number of horizontal grid lines. Without loss of generality, we assume that the vertical complexity is at most the horizontal complexity.

Viewing the entire plane as partitioned into grid cells, the term *hole* shall henceforth denote any grid cell which is in the exterior of the polygon (i.e., either outside the outer boundary or within one of the holes). Since any grid cell lies either completely in the interior of the polygon or completely in the exterior of the polygon (see Fig.1), the above term is well-defined.

Note that any two holes are either perfectly aligned or completely misaligned with respect to the grid lines. Also note that two holes could lie side by side, touching each other (e.g. holes  $A, B$  in Fig.1). If we treat each grid cell as a point, we get the case of point holes. However, the rest of the description will be in terms of cells.

### 2.1 Defining Strips and Laying Rectangles

A sequence of consecutive vertically aligned non-hole cells bounded by a hole on the top and the bottom constitutes a *strip* (see Fig.1). The *length* of a strip  $A$  is the number of cells in it and is denoted by  $l(A)$ . The *upper hole* for a strip is the hole which lies immediately above the topmost cell for that strip. *Lower holes* are defined similarly.

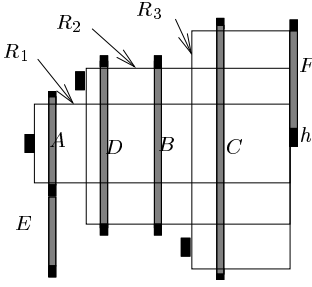


Figure 2: A Family: Strips  $A, B, C$  are in one right family and have the common blocking hole  $h$ .  $D$  is unnecessary and has the same associated rectangle as  $B$ .  $B$   $r$ -spans  $A$ . Strips  $E$  and  $F$  are disjoint.

For each strip, we define its *associated rectangle* to be the unique rectangle that covers this strip, and extends as far as possible to the left and to the right. In other words, the associated rectangle is obtained by sweeping the strip to the left and right, till it is blocked by some holes on both sides (see Fig.1). The algorithm just puts the associated rectangle of every strip. Lemma 1 shows that these rectangles indeed cover the given polygon. The rest of the paper proves that this naive way of covering is at most  $O(\sqrt{\log n})$  factor larger than the optimum.

The hole which blocks the associated rectangle of a strip  $S$  on the right is called the *right blocking hole* of  $S$ , with ties broken in favor of the topmost hole. *Left Blocking Holes* are defined similarly.

**Lemma 1** *Each point in the polygon is contained in the associated rectangle of some strip.*

**Proof.** Each non-hole grid cell,  $c$ , belongs to a unique strip. This is because if the cell  $c$  is swept vertically up and down, it would hit a hole in both directions. So all the non-hole grid cells,  $b$ , which lie vertically above or below  $c$ , with no hole appearing between  $b$  and  $c$ , form a strip. The rectangle associated with this strip contains  $c$ .  $\square$

Note that two strips could have identical associated rectangles (e.g. strips  $B, D$  in Fig.2). Consider equivalence classes of strips, where strips with the same associated rectangle are in one class. All but the rightmost of the strips in an equivalence class are called *unnecessary strips*. Clearly, an unnecessary strip can be ignored. It suffices to account for the rectangles associated with necessary strips.

## 2.2 Spanning, Nestedness and Disjointness

A rectangle associated with strip  $A$  is said to *pass through* strip  $B$  if some but not all of the cells in strip  $B$  are contained in this rectangle (see Fig.2). In this situation,  $B$  is said to *l-span*  $A$  if it is to the left of  $A$  and *r-span*  $A$  if it is to the right of  $A$ . Note the strict condition in the above definition, i.e., the length of  $B$  must be strictly greater than that of  $A$ .

A collection of strips is called *right nested* if the strips increase in length from left to right and each strip  $r$ -spans all smaller strips. Left Nesting is defined analogously. The strips  $A, B$ , and  $C$  in Fig.4 are left nested.

Two strips  $A, B$  are said to be *disjoint* if one of the following conditions holds: (i) the lower hole of  $A$  is horizontally aligned with or higher than the upper hole of  $B$ , or (ii) the upper hole of  $A$  is horizontally aligned with or below the lower hole of  $B$  (see Fig.2).

## 2.3 Successors, Terminals and Witness Cells.

We bound the approximation factor of our algorithm by first identifying a subset of the non-hole cells and then showing lower bounds on the number of rectangles needed to cover these cells. The non-hole cells we identify are called *witness cells*. There are two kinds of witness cells, *left witness cells* and *right witness cells*. To define witness cells, we need the notion of successor strips.

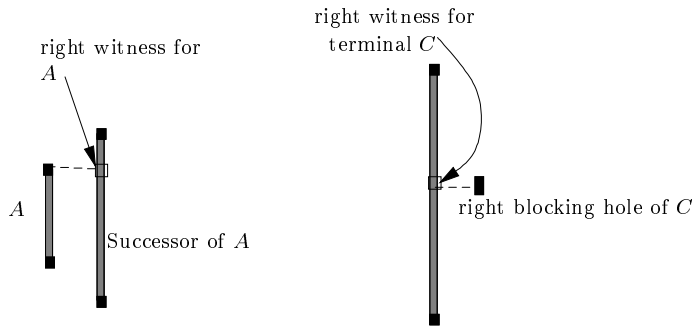


Figure 3: Right witnesses for non-terminal strip  $A$  and terminal strip  $C$ .

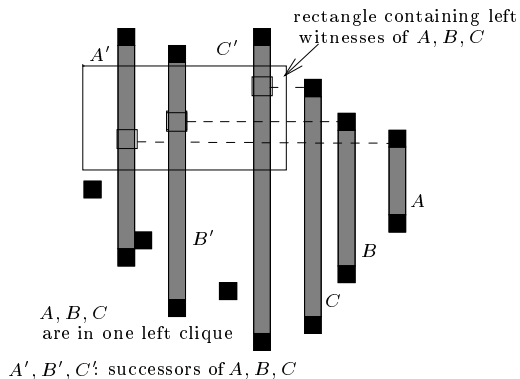


Figure 4: A Left Clique.  $B$  l-spans  $A$  and  $C$  l-spans  $B$

We will define successor strips formally later. Here, we introduce some properties of successors. The *right successor* strip for a strip  $A$  r-spans  $A$  and the *left successor* for a strip  $A$  l-spans  $A$ . Not each necessary strip has a right successor; those strips which do not have right successors are called *right terminal* strips. *Left terminal* strips are defined analogously.

Given successors and terminals, witnesses are defined as follows. For each right terminal strip  $A$ , its right witness cell is the cell in  $A$  which is horizontally aligned with its right blocking hole (see Fig.3). For each right non-terminal strip  $A$ , its right witness is the cell in its right successor strip which is horizontally aligned with  $A$ 's upper hole (see Fig.3). Analogous facts hold for the left.

Note that right witnesses for right non-terminal strips  $A$  are not well defined if the upper hole of the right successor of  $A$  is aligned with the upper hole of  $A$ . An analogous fact holds for left witnesses of left non-terminal strips. This is clearly a problem because the above process may not define sufficiently many witness cells to obtain a good enough lower bound on the size of the optimum. We solve this problem by first identifying a constant fraction of the necessary strips with the following property: each such strip has a well defined left witness. The remaining necessary strips are called *discarded* strips and they play no role in the proof.

The precise definition of successor strips and the description of which strips are discarded appears in subsequent sections. We set up some more preliminaries in this section.

## 2.4 Cliques and the Optimum Cover

The optimum cover, denoted by  $OPT$ , must cover all the witness cells defined above. Consider a graph  $G$  whose vertices are the various witness cells defined above and whose edges denote that the two associated cells can be covered together by a single rectangle. Note that each cell is either completely

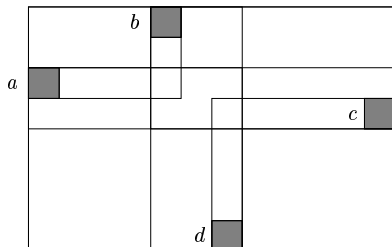


Figure 5: The rectangle  $R$  formed by  $a, b, c, d$  and the 6 possible rectangles formed by each pair of witness cells, which together cover  $R$

inside or completely outside any maximal rectangle (one which has holes touching all four sides). Two witness cells are said to be *independent* if no single rectangle covers both of them, i.e., there is no edge between them in  $G$ . The following lemma holds.

**Lemma 2** *All witness cells contained in any rectangle form a clique in  $G$ . Conversely, any clique in  $G$  comprises witness cells which can be covered by just one rectangle.*

**Proof.** The first statement of the lemma follows from the definition of  $G$ .

We now show that any clique  $C$  in  $G$  can be covered by one rectangle. Let  $a, b, c, d$  be the leftmost, topmost, rightmost and bottommost witness cells in  $C$ , respectively. Note that  $a, b, c, d$  need not be all distinct. We claim that the rectangle  $R$  having  $a, b, c, d$  on its left, top, right and bottom edges, respectively, is hole-free (see Fig.5). The claim then follows since  $a, b, c, d$  are extreme points.

To show that  $R$  is hole-free consider all edges between witness cells  $a, b, c, d$ . If  $a, b, c, d$  are all distinct there will be 6 such edges, and fewer otherwise. There exist up to 6 rectangles, each of which covers both witness cells for one of the above edges (see Fig.5). Clearly,  $R$  is contained in the union of these rectangles.  $\square$

We partition the witness cells into  $O(|OPT|)$  cliques, where  $|OPT|$  denotes the number of rectangles used by  $OPT$ , in the following manner. For each witness cell, assign it to some rectangle covering it in  $OPT$ , breaking ties arbitrarily. From Lemma 2 above, this corresponds to a partition of witness cells into cliques. We partition each clique further into two parts, one containing left witness cells and another containing right witness cells; these parts are called the *left clique* and the *right clique*, respectively.

**Remark.** We say that a strip is *in* a particular left clique (right clique, respectively) if its left witness cell (right witness cell, respectively) is in that clique and, by abuse of notation, we will sometimes identify a strip with its witness cell.

To bound the approximation factor of our algorithm, we will show a lower bound on the number of cliques obtained above. This lower bound will exploit several interesting properties of these cliques. However, before we describe these properties, we need to specify how successors are determined and how strips to be discarded are identified. We start by describing the above for a simpler special case so as to bring out the intuition behind our proof.

We again remind the reader that unnecessary strips are being ignored and any reference to a strip in the rest of the paper denotes a necessary strip.

### 3 The Lower Bound Argument: A Special Case

We make the following assumptions in this section, and illustrate the main ideas of the proof of the lower bound for this special case. We shall return to the general case in Section 4.

**Assumption 1.** The length of each strip is a power of 2.

**Assumption 2.** The upper hole of a strip is not horizontally aligned with that of its left or right successor strip. The notion of a successor strip was introduced in Section 2 and successors will be defined shortly.

Recall the preceding discussion on discarded strips in Section 2. Assumption 2 precludes exactly those situations which forced us to introduce the notion of discarded strips. It follows that there is no need to discard any strips. Thus, all necessary strips will have associated left and right witnesses. Assumption 1 will make the definition of successor strips a little easier.

### 3.1 Defining Families and Successors

We organize strips into families as follows. Our proofs crucially exploit the interplay between cliques and families.

We define a *right family* to be a set of strips with the same right blocking hole (Fig.2). It is easy to see that strips in a right family are right nested (the strict increase in strip lengths from left to right is a consequence of the absence of unnecessary strips). The *right successor* of a strip  $A$  in a right family is defined as the next strip  $A'$  to the right in the family. The rightmost strip in the family does not have a successor and is a *right terminal strip*. Left families, successors, and terminal strips are defined analogously. It follows from Assumption 1 and the nestedness property that the number of strips in a family is at most  $\log n$ .

**Remark.** The notion of successor defined above will have to be changed when we deal with the general case in Section 4 in the following manner. We will define two kinds of strips and use the above definition for strips of the first kind; strips of the second kind will require a different definition and the successor of such a strip  $A$  will have length  $< 2l(A)$ . However, it will continue to be the case that the right successor of  $A$   $r$ -spans  $A$  and similarly, the left successor of  $A$   $l$ -spans  $A$ , for all undiscarded strips  $A$ . Note that Assumption 1 precludes the existence of strips of the second kind above.

### 3.2 Properties of Cliques

Our proof is based on some structural facts, which we state in the following lemmas. In Section 3.3, we will use these lemmas to obtain the approximation factor. The proofs of these lemmas appear in Section 3.4.

**Lemma 3** *All right (left, respectively) witness cells associated with right (left, respectively) terminal strips are independent. Therefore, the number of families and terminal strips is  $O(|OPT|)$ .*

All further references to strips in subsequent lemmas in this section will be to non-terminal strips.

**Lemma 4** *Strips in a right (left, respectively) clique belong to distinct right (left, respectively) families.*

**Lemma 5** *With the exception of at most one strip, all strips in a right (left, respectively) clique constitute a right (left, respectively) nested set of strips.*

Thus, each clique of  $OPT$  has at most 2 exceptions, one in each direction. The total number of exception strips is therefore  $O(|OPT|)$ . These exception strips can be removed from consideration. Fig.6 shows an example of an exception strip in a right clique. All further references to cliques in this section will assume that exception strips are not present.

**Lemma 6** *Strips in any right (left, respectively) clique are in distinct length categories, i.e., if a particular strip has length in the range  $[2^i, 2^{i+1})$ , then the next strip to the right (left, respectively) has length at least  $2 \cdot 2^{i+1}$ .*

*In addition, for any  $x > 0$ , the number of strips in a right (left, respectively) clique or a right (left, respectively) family whose length is at least  $2^x$  times the length of one of the two previous strips to the left (right, respectively) is  $O(\frac{\log n}{x})$ .*

---

<sup>2</sup>Strips in a clique will actually at least double in length by Assumption 1. However, we prefer to work with this weaker condition as it generalizes even when Assumption 1 is dropped.

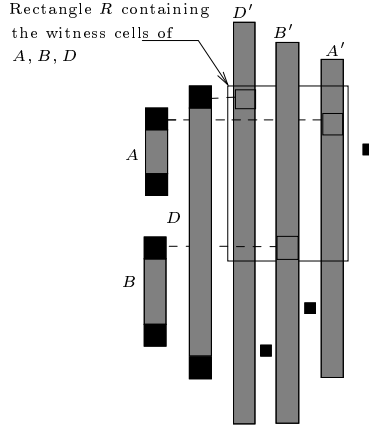


Figure 6:  $A, B, D$  are in a right clique,  $A', B', D'$  are their respective right successors,  $A$  is an exception.

**Lemma 7** *Let  $A, B$  be strips in a particular right (left, respectively) clique, with  $l(A) < l(B)$ . Let  $A', B'$  be the right (left, respectively) successors of  $A, B$ , respectively. These four strips must be in the following order from left to right (right to left, respectively):  $A, B, B', A'$ . In addition,  $A'$  cannot  $r$ -span ( $l$ -span, respectively)  $B$  and must have its upper hole above that of  $B$ .*

**Definitions.** A strip  $A$  is called a *right jumper* if its right successor has length at least  $2^\Delta l(A)$ , where  $\Delta$  is a parameter. This parameter will be set to  $\Theta(\sqrt{\log n})$  at the end. Left jumpers are defined analogously. The *vertical separation* between two holes  $a, b$  is the vertical distance between their lower boundaries, measured in terms of the number of grid cells (see Fig. 12).

**Lemma 8** *Let  $A, B$  be non-jumper strips in some right (left, respectively) clique with  $l(A) < l(B)$ . The following two facts hold.*

1. *The vertical separation between the upper holes of  $A$  and  $B$  is at most  $2^\Delta l(A)$ .*
2. *If  $A$  is not amongst the smallest  $\gamma\Delta$  non-jumper strips in this right clique (left clique, respectively), the vertical separation between the upper holes of  $A$  and  $B$  is at most  $\frac{l(B)}{2^{(\gamma-1)\Delta}}$ .*

**Lemma 9** *Let  $A$  and  $B$  be strips belonging to the same right (left, respectively) clique, with  $l(A) < l(B)$ . Then  $A$  lies completely above the right (left, respectively) blocking hole of  $B$ .*

**Lemma 10** *Let  $C$  and  $C'$  be the left and right cliques, respectively, containing the left and right witness cells, respectively, of strip  $A$ . Let  $B$  be a strip in  $C$  smaller than  $A$ . Let  $B'$  be a strip in  $C'$  smaller than  $A$ . Then  $B'$  cannot  $l$ -span  $B$  and  $B$  cannot  $r$ -span  $B'$ .*

### 3.3 Accounting for Strips

The number of terminal strips is  $O(|OPT|)$  by Lemma 3. The number of jumper strips is  $O(|OPT| * \frac{\log n}{\Delta})$  by Lemma 6. All references to strips in the rest of this section are to non-terminal, non-jumper, non-exception (see Lemma 5) strips. All references to cliques assume that terminal, jumper, and exception strips have been removed; references to clique sizes denote sizes subsequent to this removal.

We now consider the remaining strips and show that there exists a large subset  $W$  of the witnesses associated with these strips such that the graph induced by  $W$  has only small, i.e., size  $\Theta(\Delta)$ , cliques. A rough reason why such a subset  $W$  exists is as follows.

By the nestedness property of strips in a clique and by Assumption 1, large cliques will necessarily have long strips and will therefore require proportionately large vertical space. In addition, Lemma 8 states that if  $A, B$  are strips in a large clique, then the vertical separation between the upper holes of  $A$

and  $B$  is small. Given the properties of cliques stated above, we will show that the left cliques containing  $A, B$  and the right cliques containing  $A, B$  cannot all satisfy the dual requirements of large vertical space and small vertical separation, unless one of these cliques is small. This intuition is formalized below.

**Remark.** We mention here that the rest of this section uses only Lemmas 3, 4, 5, 6, 7, 8, 9, 10. Assumptions 1 and 2 will not be used directly. When we drop these assumptions and proceed to the general case, we will apply the description below to a carefully chosen subset of strips, for which the above lemmas will indeed hold.

**Definition.** The *right follower* of a strip  $B$  is defined to be the unique next longer strip, if any, in the right clique containing  $B$  (uniqueness holds from Lemma 5 and since exceptions are ignored). In Fig.6,  $D$  is a follower of  $B$ . Strip  $A$  also has  $D$  as its follower, but  $A$  is dropped as it is an exception strip. *Left followers* are defined similarly.

**Lemma 11** *Let  $P, Q$  be strips in some right clique  $C$ , with  $Q$  being the right follower of  $P$  ( $Q$  need not exist). Then one of the following must hold.*

- 1  $P$  is among the smallest  $3\Delta$  strips in  $C$  or  $P$  is the largest strip in  $C$ .
- 2  $Q$  is among the smallest  $5\Delta + 1$  strips in  $C''$ , where  $C''$  denotes the left clique containing  $Q$ .
- 3  $2^{\Delta}l(P) \leq l(Q)$ .
- 4 Let  $C'$  denote the left clique containing  $P$ . Let  $P'$  be the strip in  $C'$  whose left follower is  $P$ . Either  $P'$  does not exist or  $2^{\Delta}l(P') \leq l(P)$ .
- 5 Let  $Q_1 \dots Q_k$ , in increasing order of length, be the strips in  $C''$  which are smaller than  $Q$ . Then  $2^{2\Delta}l(Q_{k-1}) \leq l(Q)$ .

Analogous statements hold for strips  $P, Q$  in a left clique  $C$ .

**Proof.** We suppose that none of the above 5 conditions holds to get a contradiction.

Since condition 1 is not satisfied,  $Q$  exists. Since condition 2 is not satisfied,  $k \geq 5\Delta + 1$ . By Lemma 10, none of  $Q_1 \dots Q_k$   $r$ -span  $P$  (see Fig.7(a)). Similarly,  $P$  cannot  $l$ -span any of  $Q_1 \dots Q_k$ . By Lemma 5,  $Q$   $r$ -spans  $P$  and  $l$ -spans each of  $Q_1 \dots Q_k$ ; therefore the hatched regions must be hole-free. We consider two cases now, depending upon whether the upper hole of  $Q_k$  is above or below that of  $P$ .

First, suppose the upper hole of  $Q_k$  is aligned with or above that of  $P$  (see Fig.7(a)). The lower hole of  $Q_k$  must be above that of  $P$ , otherwise  $Q_k$   $r$ -spans  $P$ , which contradicts Lemma 10. Therefore, the left blocking hole of  $Q_k$  will be horizontally aligned with or above the upper hole of  $P$ . By Lemma 9,  $Q_{k-1}$  is completely above this blocking hole, and therefore completely above  $P$ . Since the 5th condition is not satisfied,  $2^{2\Delta}l(Q_{k-1}) > l(Q)$ . Then the vertical separation between  $P$  and  $Q$  is at least  $l(Q_{k-1}) > \frac{l(Q)}{2^{2\Delta}}$ . Since the 1st condition is not satisfied, Lemma 8 implies that the vertical separation between  $P$  and  $Q$  is most  $\frac{l(Q)}{2^{2\Delta}}$ , a contradiction. While applying Lemma 8, recall that jumpers have been excluded from cliques earlier.

Second, suppose the upper hole of  $Q_k$  is below that of  $P$  (see Fig.7(b)). The bottom hole of  $Q_k$  must be below that of  $P$ , otherwise,  $P$  will  $l$ -span  $Q_k$ , which contradicts Lemma 10. Since  $Q_k$   $l$ -spans each of  $Q_1 \dots Q_{k-1}$ , these must also have their upper holes below that of  $P$ . Since  $P$  cannot  $l$ -span  $Q_1 \dots Q_k$  (by Lemma 10), their lower holes must also be below that of  $P$ . Since condition 4 is violated,  $P'$  exists. By Lemma 5,  $P$   $l$ -spans  $P'$ , and therefore  $P'$  must be to the right of  $Q$  (see Fig.7(b)). Since  $P$   $l$ -spans  $P'$ ,  $Q$   $l$ -spans each of  $Q_1 \dots Q_k$  (by Lemma 5), and lower holes of  $Q_1 \dots Q_k$  are below that of  $P$ , it must be the case that each of  $Q_1 \dots Q_k$  either  $l$ -spans  $P'$  or is completely below it ( $Q_k$   $l$ -spans  $P'$  while  $Q_i$  lies below  $P'$  in Fig.7(b)). We claim that at most  $2\Delta$  of  $Q_1 \dots Q_k$  can  $l$ -span  $P'$ . This is shown in the next paragraph. Then the vertical separation between the upper holes of  $Q_{k-2\Delta}$  (which is completely below  $P'$ ) and  $Q$  is at least  $l(P') > \frac{l(P)}{2^{\Delta}} > \frac{l(Q)}{2^{2\Delta}}$  (because conditions 3 and 4 are not satisfied). Since  $k - 2\Delta > 3\Delta$ , Lemma 8 applied to  $Q_{k-2\Delta}$  and  $Q$  implies that the vertical separation between the upper holes of these two strips is at most  $\frac{l(Q)}{2^{2\Delta}}$ , a contradiction.

It remains to show that at most  $2\Delta$  of  $Q_1 \dots Q_k$  can  $l$ -span  $P'$ . We show that  $Q_{k-2\Delta}$  cannot  $l$ -span  $P'$ . Suppose this is not true. Then  $Q_{k-2\Delta} \dots Q_k$  all  $l$ -span  $P'$  and  $l(Q_{k-2\Delta}) > l(P')$ . By Lemma

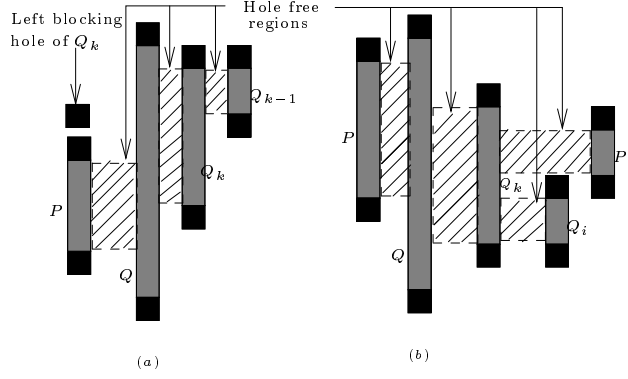


Figure 7: Two situations for the upper hole of  $Q_k$ .

6,  $Q_{k-2\Delta} \dots Q_k$  are in distinct length categories and therefore  $l(Q) \geq 2^{2\Delta} l(Q_{k-2\Delta}) > 2^{2\Delta} l(P') > 2^\Delta l(P)$ . The last inequality follows from the violation of condition 4. Then condition 3 is satisfied, a contradiction.  $\square$

**Corollary 12** *The number of non-terminal, non-jumper, non-exception strips is  $O(|OPT| * (\frac{\log n}{\Delta} + \Delta))$ .*

**Proof.** Each non-terminal, non-jumper, non-exception strip  $P$  must be in some right clique  $C$  and in some left clique  $C'$ .

We consider 5 classes of these strips, depending upon which of the conditions in Lemma 11 is satisfied. The number of strips  $P$  which satisfy the first condition is clearly  $O(|OPT| * \Delta)$  because each clique in  $OPT$  has  $O(\Delta)$  such strips. The number of strips  $P$  which satisfy the third condition is  $O(|OPT| * (\frac{\log n}{\Delta}))$  by Lemma 6. Similarly, the number of strips  $P$  which satisfy the fourth condition is  $O(|OPT| * \frac{\log n}{\Delta})$ . Next, consider strips  $P$  which satisfy either condition 2 or 5. Such a strip  $P$  has a unique right follower  $Q$ . Note that any strip is the right follower of at most one strip. Thus it suffices to bound the number of strips  $Q$  which are right followers of strips  $P$  satisfying condition 2 or 5. Using the same argument as for condition 1, the number of strips  $Q$  satisfying condition 2 is  $O(|OPT| * \Delta)$ . Using an argument similar to that for condition 4, the number of strips  $Q$  satisfying condition 5 is  $O(|OPT| * \frac{\log n}{\Delta})$ .  $\square$

Thus, given Assumptions 1 and 2, by setting  $\Delta = \Theta(\sqrt{\log n})$  we get that the number of rectangles laid out by our algorithm is within an  $O(\sqrt{\log n})$  factor of the optimal.

### 3.4 Proofs

We give the proofs of Lemmas 3, 4, 5, 6, 7, 8, 9 and 10, in that order. For the general case, we will not repeat the proofs of these lemmas. To convince the reader that these proofs would continue to hold even in the absence of Assumptions 1 and 2, we describe the proofs so that they are dependent only on the following facts and on proofs of previous lemmas in the above order, instead of Assumptions 1 and 2 directly. These facts are consequences of Assumptions 1 and 2 and of the way in which families and successors were defined. Thus, as long as the general case obeys these facts, and if we derive the generalizations of these lemmas in the same order, these proofs will continue to hold. However, there is one exception, namely the first part of Lemma 6, where we shall use Assumption 1. This shall require reproving when we get to the general case. This will be made precise in Section 4.4.

We state Facts 1–6 here.

**Fact 1.** Strips in a right (left, respectively) family are right (left, respectively)-nested and have the same right (left, respectively) blocking hole. Further, strips in distinct right (left, respectively) families have distinct right (left, respectively) blocking holes.

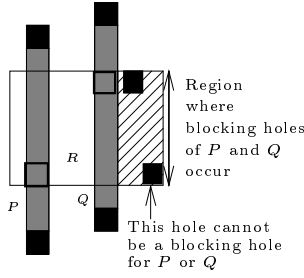


Figure 8: Witnesses of terminal strips are independent.

**Fact 2.** Each family has one terminal strip. Further, strips in a family lie in distinct length categories (length categories are given by the length ranges  $[2^i, 2^{i+1})$ ,  $1 \leq i \leq \log n - 1$ ).

Note that by Assumption 1, strips in a family satisfy a stronger property, namely, they at least double in size. However, the weaker property stated above will be all that is available in the general case.

**Fact 3.** The right (left, respectively) successor of a strip  $A$  is the next strip to the right (left, respectively) in the right (left, respectively) family containing  $A$ .

**Fact 4.** The right (left, respectively) successor of a strip  $A$  r-spans (l-spans, respectively)  $A$ .

**Fact 5.** The right (left, respectively) witness of a non-terminal strip  $A$ , if it exists, is horizontally aligned with the upper hole of  $A$  and lies on the right (left, respectively) successor of  $A$ .

Note that the condition “if it exists” always holds by Assumption 2. However, this will not be true in the general case, after Assumptions 1,2 are dropped.

**Fact 6.** The right (left, respectively) witness of a terminal strip lies on the terminal strip itself and is horizontally aligned with its right (left, respectively) blocking hole.

We now give the proofs. At the end of each proof below, we make a careful note of which of the above facts are used.

**Proof of Lemma 3.** We give the proof for right terminals. The proof for left terminals is similar.

Suppose for a contradiction that there are two right terminal strips  $P, Q$  whose right witnesses are not independent.  $P$  and  $Q$  must be in distinct right families and their right blocking holes are distinct, by Facts 1 and 2. Recall that the right witness cells of  $P$  and  $Q$  are in  $P$  and  $Q$ , respectively, and are horizontally aligned with their respective right blocking holes (see Fact 6).

Consider a rectangle containing the two witness cells; such a rectangle exists by Lemma 2 (see Fig.8). Clearly, both  $P$  and  $Q$  must have their upper holes above and lower holes below this rectangle. Without loss of generality, assume  $P$  is to the left of  $Q$ . Note that the right blocking holes for both  $P$  and  $Q$  must be in the hatched region (i.e., the extension of the above rectangle to the right, the rectangle itself must be hole-free). Therefore, both blocking holes must be to the right of  $Q$ . Then it follows that whichever one of these holes occurs further to the right of the other cannot be the right blocking hole for either  $P$  or  $Q$ . In addition, if the two blocking holes are vertically aligned, the lower one cannot be the right blocking hole for either  $P$  or  $Q$ <sup>3</sup>. This gives a contradiction.  $\square$

**Remark:** Note that the above proof used only Facts 1, 2, 6 among the 6 facts listed above.

**Proof of Lemma 4.** We show that if  $A$  and  $B$  are two strips in the same right family, their right witness cells are independent. Similar arguments hold for the right.

Without loss of generality, assume that  $l(A) < l(B)$ . By Fact 1,  $B$  is to the right of  $A$  and r-spans  $A$ . By Facts 3 and 5,  $A$  defines its right witness cell either on  $B$  (if  $B$  is the right successor of  $A$ ) or

<sup>3</sup>Here, we use the fact that ties for the blocking hole were broken in favour of the upper hole.

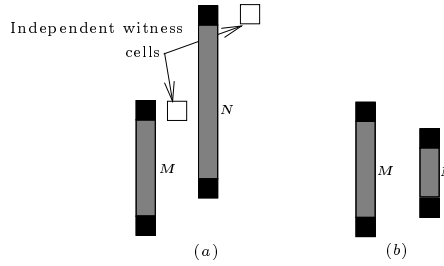


Figure 9: Two situations for  $M, N$  in Lemma 5 if  $N$  neither r-spans  $M$  nor is disjoint from  $M$ .

to the left of  $B$ . Since  $B$  defines its right witness cell on the horizontal line containing the upper hole of  $B$  and to the right of the upper hole of  $B$ , it is easy to see that any rectangle containing the right witness cells of  $A$  and  $B$  has to contain the upper hole of  $B$ . This implies that these two witness cells are independent and cannot be in a clique.  $\square$

**Remark:** Note that the above proof used only Facts 1, 3, 5 among the 6 facts listed above.

**Proof of Lemma 5.** We prove the lemma for a right clique  $C$ ; similar arguments hold for left cliques. The following fact will be useful.

**Fact.** Suppose strips  $M$  and  $N$  are two strips in  $C$  and  $M$  is either to the left of  $N$  or vertically aligned with it. Then either  $M$  and  $N$  are disjoint or  $N$  r-spans  $M$ . This must be true, otherwise, one of the two situations shown in Fig.9 holds and then  $M$ 's right witness cell will be independent from the right witness cell of  $N$  (recall Facts 4 and 5).

Suppose the strips in  $C$  are not right nested. By the above fact, if each strip in  $C$  r-spans the smallest strip in  $C$ , then there are no disjoint strips in  $C$  and the strips in  $C$  must be right nested. So there must exist a strip in  $C$  which is disjoint from the smallest strip  $A$  in  $C$ ; consider the smallest such strip  $B$ . Clearly, neither  $A$  nor  $B$  can r-span any strip in  $C$ . We will show that all other strips  $D$  in  $C$  must r-span the lower of  $A, B$ . It would then follow from the above fact that the strips in  $C$  with the upper of  $A, B$  removed are right nested. We consider the case when  $B$  is below  $A$ ; the other case is similar.

Consider a strip  $D$  in  $C$ , other than the strips  $A, B$ , and suppose for a contradiction that  $D$  does not r-span  $B$ . Recall from the previous paragraph that neither  $A$  nor  $B$  r-span any other strips in  $C$ . By the above fact,  $D$  must be disjoint from  $B$ . Further, either  $D$  is disjoint from  $A$  or is to the right of  $A$  and r-spans  $A$  (see Fig.10(a), (b)). We will show in the next paragraphs that the right blocking holes of the two upper strips among  $A, B, D$  must be identical. But, by Lemma 4,  $A, B, D$  must all be in distinct right families and therefore, by Fact 1, they have distinct right blocking holes, a contradiction.

To show that the right blocking holes of the two upper strips among  $A, B, D$  must be identical, consider the rectangle  $R$  associated with clique  $C$  (by Lemma 2, such a rectangle exists). This rectangle has the following properties. The right witness cells for  $A, B, D$  are all in  $R$  and  $A, B, D$  are themselves to the left of  $R$ . By Fact 5, the right witness cells of  $A, B, D$  are aligned with their respective upper holes and lie on their respective right successors,  $A', B', D'$ . By Fact 4,  $A', B', D'$  r-span  $A, B, D$ , respectively. Therefore,  $R$  must have its upper edge above the upper holes of  $A, B, D$  and its lower edge below all these holes. In addition,  $A', B', D'$  must all have their upper holes above  $R$  and bottom holes below  $R$  (see Fig.10); these successor strips must stab vertically through  $R$ . Note that the relative placement of  $A', B', D'$  is not important, though Fig.10 shows  $D'$  placed between  $A'$  and  $B'$ . Recall again that  $A, B$  are disjoint,  $D, B$  are disjoint and  $D$  either r-spans  $A$  or is disjoint from  $A$ .

It follows from these properties that the right blocking holes of the upper two strips  $X, Y$  amongst strips  $A, B, D$  must be in the hatched region, i.e., the right extension of  $R$ . Next, since a strip and its right successor must have the same right blocking hole by Facts 1 and 3, the leftmost hole in the hatched region must be the right blocking hole for both  $X, Y$ , as required.  $\square$

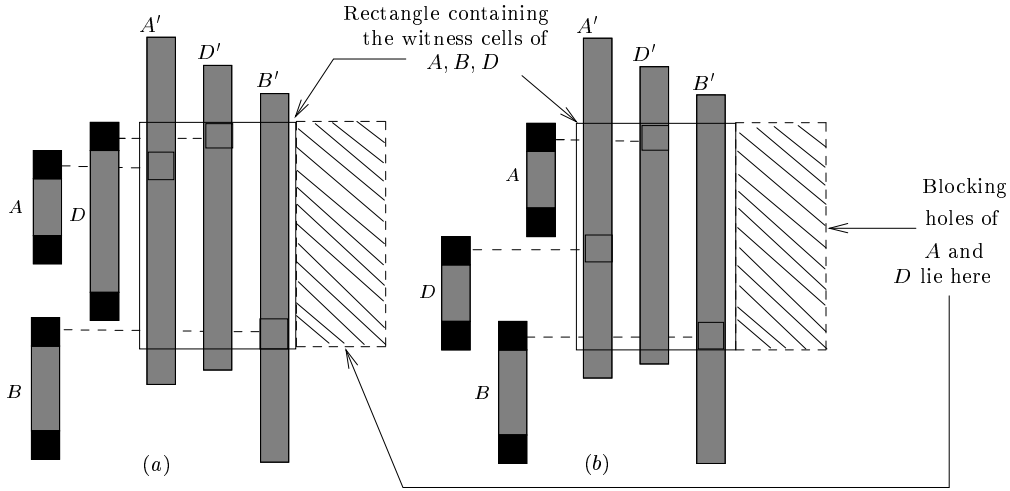


Figure 10: (a)  $D$  r-spans  $A$  but not  $B$ . (b)  $A, B, D$  are disjoint. The order in which the successors  $A', B', D'$  are present is not important.

**Remark:** Note that the above proof directly used only Facts 1, 3, 4, 5 among the 6 facts listed above, and Lemma 4.

**Proof of Lemma 6.** Strips in a right (or left) clique strictly increase in length by Lemma 5. The first part of the lemma then follows from Assumption 1.

Next, we prove the second part of Lemma 6. Right families are right-nested by Fact 1. By Lemma 5, right cliques are also right-nested. Therefore, in both right families and right cliques, strip lengths increase strictly monotonically to the right. Since the smallest strip length is  $2^0$  and the largest is  $2^{\log n}$ , the lemma follows. Similar argument holds for left families and cliques.  $\square$

**Remark:** Note that the above proof directly used Assumption 1 and only Fact 1 among the 6 facts listed above, and Lemma 5.

**Proof of Lemma 7.** We prove the lemma for a right clique  $C$ . The argument for left cliques is similar.

From Lemma 5, it follows that  $B$  r-spans  $A$  and hence must lie to the right of  $A$ . If  $B$  is to the right of  $A'$  then the right witness cells  $a$  and  $b$  of  $A$  and  $B$  respectively are independent (see Fig.11(b), also see Facts 4 and 5). Therefore,  $B$  is to the left of  $A'$  and to the right of  $A$ . To show that the right successor of  $B$  also lies between  $A$  and  $A'$ , we show in the next paragraph that  $A'$  cannot r-span  $B$ . Since  $A'$  and  $B$  both r-span  $A$ , they cannot be disjoint either. Then, it follows that the right blocking hole of  $B$  is vertically aligned with or to the left of  $A'$ . Therefore, the right successor of  $B$  is also to the left of  $A'$  (since by Facts 1 and 3, a strip and its right successor have the same right blocking hole).

Suppose  $A'$  r-spans  $B$ . Then, the right blocking hole of  $B$  would be the same as that of  $A$  (which is identical to that of  $A'$  by Facts 1 and 3) (see Fig.11(c), the hatched region must be hole-free); then  $A$  and  $B$  would be in the same right family by Fact 1. This contradicts Lemma 4.

It remains to show that the upper hole of  $A'$  is above that of  $B$ . By Fact 5,  $B$ 's right witness cell lies on the horizontal line containing the upper hole of  $B$ . If the upper hole of  $A'$  is horizontally aligned with or below that of  $B$ , the witness cells  $a$  and  $b$  of  $A$  and  $B$  respectively would be independent (see Fig.11(d)). Hence, the upper hole of  $A'$  lies above that of  $B$ .  $\square$

**Remark:** Note that the above proof directly used only Facts 1, 3, 4, 5 among the 6 facts listed above, and Lemmas 4 and 5.

**Proof of Lemma 8.** We prove the lemma for a right clique  $C$ . An analogous argument holds for left cliques.

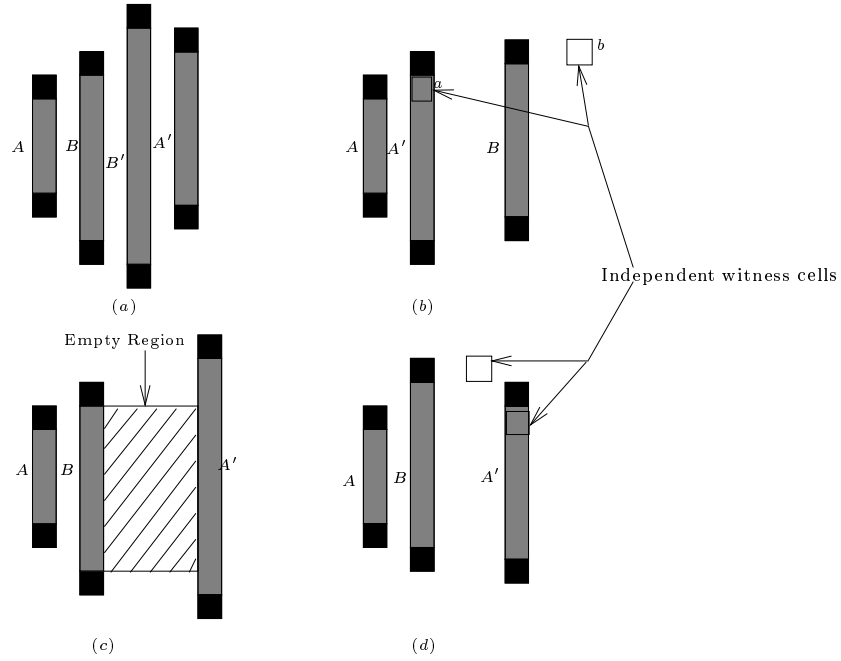


Figure 11: (a)  $B$  and  $B'$  lie between  $A$  and  $A'$ . (b)  $A'$  lies to the left of  $B$ . (c)  $A'$  r-spans  $B$ . (d) Upper hole of  $A'$  lies below that of  $B$

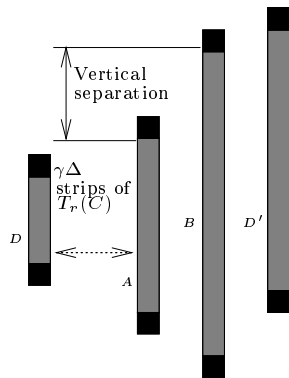


Figure 12: Vertical Separation in a right clique.

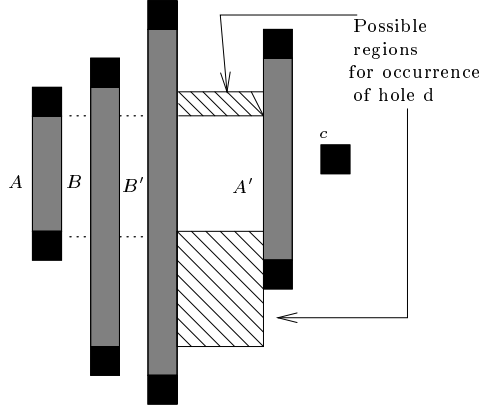


Figure 13: Possible locations of the blocking hole of  $B$

First, consider part 1. Let  $A'$  be the right successor of  $A$ . By Fact 4,  $A'$  r-spans  $A$ . By Lemma 5,  $B$  must r-span  $A$ . By Lemma 7, the upper hole of  $A'$  is above that of  $B$ . It follows that the vertical separation between the upper holes of  $B$  and  $A$  is at most  $l(A')$  and  $l(A') \leq l(A)2^\Delta$ , because  $A$  is not a right jumper. Part 1 follows.

Next, consider part 2. Let  $D$  be the smallest non-jumper strip in  $C$ , and let  $D'$  be the right successor of  $D$ .  $D'$  exists because  $D$  is not a terminal. We will show in the next paragraph that the vertical separation between the upper holes of  $B$  and  $A$  is at most  $l(D')$ . Since  $D$  is not a right jumper,  $l(D') \leq l(D)2^\Delta$ . Further, since there are at least  $\gamma\Delta$  strips smaller than  $A$  in  $C$ , using the increase in length categories given by Lemma 6, we get  $l(D') \leq l(D)2^\Delta \leq \frac{l(B)}{2^{(\gamma-1)\Delta}}2^\Delta = \frac{l(B)}{2^{(\gamma-1)\Delta}}$ , as required.

It remains to show that the vertical separation between the upper holes of  $B$  and  $A$  is at most  $l(D')$ . By Lemma 5,  $A$  and  $B$  both r-span  $D$ . By Lemma 7,  $A$  and  $B$  are between  $D$  and  $D'$ . Since  $D'$  is the right successor of  $D$ ,  $D'$  must r-span  $D$  (see Fact 4); therefore, the lower hole of  $D'$  is below the upper hole of  $A$ . Further, by Lemma 7, the upper hole of  $D'$  is above that of  $B$ . It follows that the vertical separation between the upper holes of  $B$  and  $A$  is at most  $l(D')$ .  $\square$

**Remark:** Note that the above proof directly used only Fact 4 among the 6 facts listed above, and Lemmas 5,6 and 7.

**Proof of Lemma 9.** We prove the lemma for a right clique  $C$ ; the argument for the left is analogous.

By Lemma 5,  $B$  r-spans  $A$ . Let  $A'$  be the right successor of  $A$  and  $B'$  that of  $B$ . By Fact 4,  $A'$  r-spans  $A$ . By Lemma 7,  $B$  and  $B'$  are between  $A$  and  $A'$ ,  $A'$  cannot r-span  $B$ , and the upper hole of  $A'$  is above that of  $B$ . It follows that the right blocking hole  $d$  of  $B$  must be to the left of  $A'$  (See Fig.13) and  $d$  can be only in the two hatched regions in the figure. But if it in the upper of these two regions, by Fact 5, the right witness cells for  $A$  and  $B$  are independent. Therefore, it must be in the lower hatched region, which is completely below  $A$ .  $\square$

**Remark:** Note that the above proof directly uses only Facts 4, 5 among the 6 facts listed above, and Lemmas 5,7.

**Proof of Lemma 10.** Suppose  $B'$  l-spans  $B$  (Fig.14(a)). The hatched region must be hole-free since  $A$  l-spans  $B$  and r-spans  $B'$  (see Lemma 5). This means that  $B$  has its left blocking hole to the left of  $B'$ . Next,  $B$ 's left successor is either to the left of  $B'$  or to the right of  $A$ . This is true because any strip between  $B'$  and  $A$  which l-spans  $B$  must r-span  $B'$  as well, and cannot have its left blocking hole to the left of  $B'$  (recall from Facts 1 and 3 that  $B$  and its left successor must have the same left blocking hole). Using Facts 4,5, it follows that the left witness cell of  $B$  is independent from that of  $A$ , a contradiction. Therefore  $B'$  cannot l-span  $B$ .

By an argument symmetric (see Fig.14(b)) to the one above,  $B$  cannot r-span  $B'$ .  $\square$

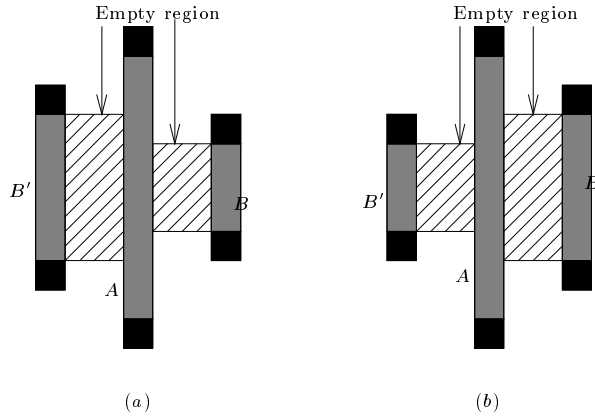


Figure 14: Possibilities precluded by Lemma 10: (a)  $B'$  l-spans  $B$ . (b)  $B$  r-spans  $B'$

**Remark:** Note that the above proof directly used only Facts 1, 3, 4, 5 among the 6 facts listed above, and Lemma 5.

## 4 The General Case: Removing Ill-Behaved Strips

We now need to handle the general case. Assumption 2 is not very hard to handle; it is possible to show that a good fraction of strips define witnesses on at least one of the two sides. Assumption 1 is the most severe: strips of arbitrary lengths could result in large families and cliques in which the progression of strip lengths described by Lemma 6 is absent. This forces us to alter the notion of successor/family defined in this section, and partition strips into classes based on the nature of left and right successors. A detailed analysis is then needed for each of these classes.

Recall that we have already identified and decided to ignore unnecessary strips. The aim now is to discard some more ill-behaved strips, and then redefine successors and families for the strips which remain. These remaining strips will constitute a constant fraction of the number of the rectangles laid out by our algorithm and each such strip will have the property that it defines either a left witness cell or a right witness cell or both. Unlike the previous special case, it will no longer be true that each strip is part of some family. Each strip will still have a successor, though.

### 4.1 Discarding Strips

Consider two sets of strips. The first set comprises necessary strips  $A$  with the property that  $A_l$  exists, where  $A_l$  is the closest necessary strip to the left, if any, such that the upper holes of  $A_l$  and  $A$  are horizontally aligned (Fig.15(a)) and  $A_l$  l-spans  $A$ . The second set comprises necessary strips  $A$  with the property that  $A_r$  exists, where  $A_r$  is the closest necessary strip to the right, if any, such that the upper hole of  $A_r$  and  $A$  are horizontally aligned (Fig.15(b)) and  $A_r$  r-spans  $A$ . By Lemma 13 below, the strips in the smaller of the above two sets can be ignored. Without loss of generality, assume that the former set is smaller. Let  $\mathcal{S}'$  denote the set comprising the remaining strips. For all strips  $A$  in  $\mathcal{S}'$ ,  $A_l$  does not exist. This property, along with the subsequent definition of successors, will ensure that left witnesses are always defined for all strips in  $\mathcal{S}'$ .

**Lemma 13** *One of the above two sets must have size at most half the number of necessary strips.*

**Proof.** This follows because if  $A$  is in the first set then  $A_l$  is not in the second.  $\square$

**Defining Categories, Doubling and Non-Doubling Strips.** We classify strips in  $\mathcal{S}'$  into categories based on length. All strips with length in the range  $[2^i, 2^{i+1})$  are in the  $i$ th category,  $i \leq \log n - 1$ .

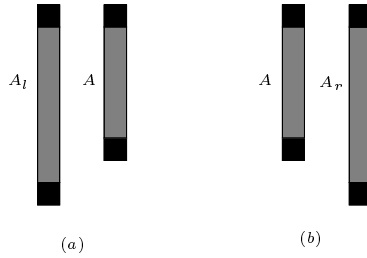


Figure 15: The two kinds of strips considered in Lemma 13

Consider a strip  $A$  in  $\mathcal{S}'$ . Let  $B$  be the closest strip to the right of  $A$  in  $\mathcal{S}'$ , if any, which r-spans  $A$  and is in the same category as  $A$ . If  $B$  exists then  $A$  is said to be *right non-doubling* and  $B$  is said to be the *right successor* of  $A$ . In this case, any strip in  $\mathcal{S}'$  to the right of  $A$  and to the left of  $B$  which r-spans  $A$  must be in a higher category than  $A$  and therefore, has its right blocking hole vertically aligned with or to the left of  $B$ . All other strips  $A$  are called *right doubling* strips. Analogous notions are defined to the left. As will be shown in Lemma 17 shortly, each strip is the right successor of at most one right non-doubling strip.

Note that we have not yet defined successors for right/left doubling strips. We will do so after we redefine families later in this section.

**Remark.** The strips considered in Sections 3 and 3.1 are right and left doubling because of Assumption 1. As remarked in Section 3.1, the notion of successor defined there is different from that defined above. The successor defined earlier corresponds to the successor of a right or left doubling strip.

**Lemma 14** *The number of strips in  $\mathcal{S}'$  which are both right non-doubling and left non-doubling is at most  $|\mathcal{S}'|/2$ .*

**Proof.** Consider strip  $A$  which is both right non-doubling and left non-doubling. Let  $B$  be its right successor. Note that no other right non-doubling strip has  $B$  as a right successor (this will be shown formally in Lemma 17). We show in the next paragraph that  $B$  cannot be a left non-doubling strip. It follows that for each  $A$  which is both right non-doubling and left non-doubling, there is a unique  $B$  which is left doubling. The lemma follows.

Suppose  $B$  is left non-doubling. Let  $D$  denote its left successor. Then  $D$  is between  $A$  and  $B$  and l-spans  $B$ . Since  $B$  r-spans  $A$ ,  $D$  r-spans  $A$  as well. Since  $A, B, D$  are all in the same category,  $D$  would be the right successor of  $A$ , a contradiction.  $\square$

Let  $\mathcal{S}$  denote the subset of  $\mathcal{S}'$  comprising strips which are either left doubling or right doubling or both. The following lemma shows that  $\mathcal{S}$  contains at least 1/4th of all the necessary strips. All further references to strips in the paper will be to the strips in  $\mathcal{S}$ . We will account for only these strips; the remaining strips are discarded.

**Lemma 15** *The number of strips in  $\mathcal{S}$  is at least one-fourth the number of rectangles laid out to cover the polygon.*

**Proof.** Three kinds of strips have been ignored so far in defining the set  $\mathcal{S}$ :

- 1 Unnecessary strips.
- 2 Strips  $A$  with the property that  $A_l$  exists, where  $A_l$  is the closest necessary strip to the left such that the upper holes of  $A_l$  and  $A$  are horizontally aligned (Fig.15(a)) and  $A_l$  l-spans  $A$ .
- 3 Strips  $A$  which are both left and right non-doubling.

Unnecessary strips have the same associated rectangle as some necessary strip. By Lemma 13, the number of strips of the second type is at most half the total number of necessary strips. Finally, by Lemma 14, the number of strips of the last type is at most half of the remainder obtained by removing strips of the first 2 types.  $\square$

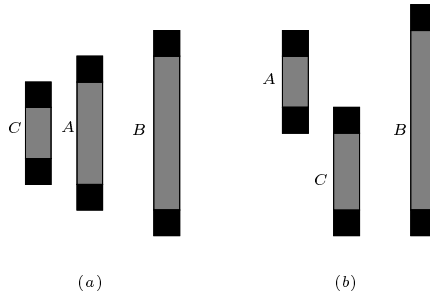


Figure 16: Two possible configurations of strips  $A, B, C$  where  $B$  is the right non-doubling successor of both  $A$  and  $C$

## 4.2 Defining Families and Witnesses

A crucial difference from before is that right families comprise only right doubling strips, and similarly for left families.

A *right family* is defined to be a set of right doubling strips in  $\mathcal{S}$  with the same right blocking hole. The right successor of a right doubling strip is the next strip  $A'$  to the right in the family. The rightmost strip in a right family has no successor, and is called a right terminal strip, as before. Left families and successors are defined similarly. Notice that this is the same definition as in Section 3.1, where all strips were left and right doubling.

We have now defined successors for all strips, whether doubling or not. As before, the right (left, respectively) witness cell of a non-terminal strip  $A$  (whether doubling or non-doubling) is the cell in its right (left, respectively) successor, horizontally aligned with the upper hole of  $A$ . This witness is not defined if the upper holes of  $A$  and its successor are horizontally aligned. The right (left, respectively) witness cell of a right (left, respectively) terminal strip  $A$  is defined as before, i.e., it is the cell in  $A$  which is horizontally aligned with its right (left, respectively) blocking hole.

The next lemma shows that each strip in  $\mathcal{S}$  defines a left witness, and is a straightforward consequence of the definition of  $\mathcal{S}'$ .

**Lemma 16** *For all non-terminal strips  $A \in \mathcal{S}$ , the upper hole of  $A$  is not horizontally aligned with the upper hole of its left successor. Therefore, each strip  $A$  defines a left witness cell, and possibly a right witness cell.*

**Lemma 17** *Any strip is the right (left, respectively) successor of at most two strips, one right (left, respectively) non-doubling and one right (left, respectively) doubling.*

**Proof.** We prove the “right” case; the “left” case is analogous. First, suppose there are two right non-doubling strips  $A, C$  whose right successor is strip  $B$ . Then  $A, B, C$  belong to the same category and hence  $l(A) < l(B) < 2l(A)$  and  $l(C) < l(B) < 2l(C)$ .  $B$  must r-span both  $A$  and  $C$ . This can happen only if either  $A$  r-spans  $C$  (or vice versa) or  $A$  and  $C$  are both disjoint (see Fig.16). The former possibility cannot arise, since in that case the right successor of  $C$  would be  $A$  (or vice versa) and in the latter case,  $l(B) \geq l(A) + l(C) \geq 2 \min\{l(A), l(C)\}$ , which implies that  $B$  cannot be in the same category as either  $A$  or  $C$ , a contradiction.

Next, consider right doubling strips. If the right successor of a right doubling strip  $A$  is strip  $B$ , then  $A$  and  $B$  must belong to the same right family and  $B$  is the first strip to the right of  $A$  in its family. So  $B$  cannot be the right successor of any other right doubling strip.  $\square$

## 4.3 Classifying Strips

Based on the above, we can classify strips in  $\mathcal{S}$  as follows. Recall that strips in  $\mathcal{S}$  are left doubling or right doubling or both.

**Class 1** This class contains all strips which are either terminal strips or jumper strips. This class has two subclasses.

**Class 1.1** This class contains all strips which are either right terminal strips or left terminal strips.

**Class 1.2** This class contains all strips which are either right jumper strips or left jumper strips.

**Class 2** This class includes all strips not in Class 1 and which define witness cells in both directions. This class has 3 subclasses.

**Class 2.1** This class contains strips which are left doubling and right doubling.

**Class 2.2** This class contains strips which are left doubling and right non-doubling.

**Class 2.3** This class contains strips which are left non-doubling and right doubling.

**Class 3** This class includes all strips not in Class 1 and which define only left witness cells. This class has two subclasses.

**Class 3.1** This class contains strips which are left doubling.

**Class 3.2** This class contains strips which are left non-doubling.

The aim now is to bound the number of strips in each class by  $O(|OPT|(\Delta + \frac{\log n}{\Delta}))$ .

#### 4.4 Properties of Cliques: the General Case

This section deals with the properties of cliques in the general case. We will generalize all the lemmas stated in Section 3.2. We partition the optimal clique cover,  $OPT$ , into disjoint cliques in the same way as described in Section 2.4.

**Definitions.** Define  $T_r(C, i)$  to be the set of strips of Class  $i$ ,  $i$  being one of 1.1, 1.2, 2.1, 2.2, 2.3, 3.1 or 3.2, whose right witness cells are in clique  $C$  of  $OPT$ .  $T_l(C, i)$  for left witness cells is defined similarly. As mentioned earlier, we will sometimes abuse notation and identify a strip with its witness cell.

Before continuing, we reiterate that all right families comprise right-doubling strips only, and similarly, left families comprise left-doubling strips only. Note that with our new definition of successors and families for strips in  $\mathcal{S}$ , left versions (right versions, respectively) of Facts 1–6 of Section 3.4 continue to hold for left-doubling (right-doubling, respectively) strips. This will allow us to use the proofs in Section 3.4 here as well for these strips. In addition, it is clear that Facts 4 and 5 continue to hold for all cliques (and not just cliques associated with doubling strips). Therefore, lemmas in Section 3.2 which use only these facts will generalize to both the doubling and the non-doubling cases directly.

The following lemma is exactly Lemma 3 stated for the new definition of terminal strips. The proof is exactly the same as Facts 1, 2, 6 continue to hold for doubling strips.

**Lemma 18** *All right (left, respectively) witness cells associated with right (left, respectively) terminal strips are independent. Therefore, the number of terminal strips is  $O(|OPT|)$ .*

The following lemma is exactly Lemma 4, stated in terms of the classes defined above. Again, the proof is exactly the same, because Facts 1, 3, 5 continue to hold for doubling strips.

**Lemma 19** *All strips in  $T_r(C, i)$  ( $T_l(C, i)$ , respectively) belong to distinct right families (left families, respectively), for all cliques  $C$  in  $OPT$  and  $i$  being one of 2.1, 2.3 (2.1, 2.2, 3.1, respectively).*

The following lemma, a generalization of Lemma 5, proves nested structure for cliques (modulo exceptions).

**Lemma 20** *For any clique  $C$  in  $OPT$  and any class  $i$ ,  $i$  being one of 2.1, 2.2, 2.3 (2.1, 2.2, 2.3, 3.1, 3.2 respectively), there exists at most one strip (called the exception) whose removal makes  $T_r(C, i)$  ( $T_l(C, i)$ , respectively) right nested (left nested, respectively).*

**Proof.** The proof for  $T_l(C, i)$ ,  $i$  being one of 2.1,2.2,3.1, and for  $T_r(C, i)$ ,  $i$  being one of 2.1,2.3, is described in Lemma 5 (the same proof holds because Facts 1, 3, 4, 5 and Lemma 19 continue to hold for doubling strips).

We shall consider the remaining case for  $T_r(C, i)$  here, involving non-doubling cliques (i.e.,  $i$  being 2.2). A similar proof will hold for  $T_l(C, i)$  with  $i$  being one of 2.3,3.2. We cannot appeal to the proof of Lemma 5 directly because Fact 3 of Section 3.4 does not hold for non-doubling strips.

However, it is easy to see that the fact stated in the beginning of the proof of Lemma 5 still holds. We will give the rest of the proof assuming this fact is true.

Suppose the strips in  $T_r(C, i)$  are not right nested. By the above fact, if each strip in  $T_r(C, i)$  r-spans the smallest strip in  $T_r(C, i)$ , then there are no disjoint strips and the strips in  $T_r(C, i)$  must be right nested. So there must exist a strip in  $T_r(C, i)$  which is disjoint from the smallest strip  $A$  in  $T_r(C, i)$ ; consider the smallest such strip  $B$ . Clearly, neither  $A$  nor  $B$  can r-span any strip in  $T_r(C, i)$ . We will show that all other strips  $D$  in  $T_r(C, i)$  must r-span the lower of  $A, B$ . It would then follow from the above fact that the strips in  $T_r(C, i)$  with the upper of  $A, B$  removed are right nested. We consider the case when  $B$  is below  $A$ ; the other case is identical.

Consider a strip  $D$  as above and suppose it does not r-span  $B$ . By the fact above, it must be disjoint from  $B$ ; in addition, it either r-spans  $A$  or is disjoint from  $A$  as well. Let  $X, Y$  denote the upper two strips among  $A, B, D$ . So either  $X$  and  $Y$  are disjoint (as in Fig.10(b)) or (without loss of generality)  $l(X) < l(Y)$  and  $Y$  r-spans  $X$  (as in Fig.10(a)). Let  $X', Y'$  be the right successors of  $X, Y$ , respectively. Since the right witnesses of  $A, B, D$  form a clique, rectangle  $R$  containing these witnesses has its lower edge below the lower holes of  $X, Y$  and upper edge above the upper holes of  $X, Y$ . This, coupled with the fact that  $X'$  must stab vertically through  $R$ , implies that  $l(X') > l(Y), l(X)$ ; further, if  $X, Y$  are indeed disjoint then  $l(X') > l(X) + l(Y) > 2l(X)$ . But the latter cannot happen as  $X$  is right non-doubling and therefore  $X'$  and  $X$  are in the same category, which implies that  $l(X') < 2l(X)$ . Thus, it must be the case that  $Y$  and  $X$  are not disjoint, i.e.,  $Y$  r-spans  $X$ . Then,  $l(X) < l(Y) \leq l(X')$  and  $Y$  must be in the same category as  $X$ . Since  $Y$  r-spans  $X$ , is in the same category as  $X$ , and to the left of  $X'$ ,  $X'$  cannot be the right successor of  $X$ , a contradiction.  $\square$

**Remark.** As we mentioned earlier in Section 3.2, we can now ignore exception strips from all cliques of  $OPT$ .

Next, we generalize Lemma 6.

**Lemma 21** *Strips in  $T_l(C, i)$ ,  $i$  being one of 2.1,2.2,2.3,3.1,3.2 and in  $T_r(C, i)$ ,  $i$  being one of 2.1,2.2,2.3, are in distinct size categories.*

*Further, consider a right family (left family, respectively) or a set  $T_r(C, i)$  of strips,  $i$  being one of 2.1,2.2,2.3 (set  $T_l(C, i)$  of strips, respectively,  $i$  being one of 2.1,2.2,2.3,3.1,3.2), for some clique  $C$  in  $OPT$ . For any  $x$ , the number of strips whose length is more than  $2^x$  times the length of one of the two previous strips to the left (right, respectively) is  $O(\frac{\log n}{x})$ .*

**Proof.** For the first part, we cannot use the proof of the first part of Lemma 6, because that proof was based on Assumption 1 and so we describe it below.

Suppose two strips  $A, B$  in  $T_l(C, i)$ ,  $i$  being one of 2.1,2.2,2.3,3.1,3.2, are in the same size category. Without loss of generality, assume  $B$  is to the left of  $A$ . By Lemma 20,  $B$  l-spans  $A$ . By the definition of a left non-doubling strip,  $A$  must be left non-doubling and its left successor must either lie to the right of  $B$  or be  $B$  itself. In either case,  $A$ 's left witness cell will be independent from  $B$ 's left witness cell, a contradiction.

A similar proof holds for two strips  $A, B$  in  $T_r(C, i)$ ,  $i$  being one of 2.1,2.2,2.3.

The second part of the Lemma follows by using the same argument as in Lemma 6, since this uses only Fact 1 for families, and the first part for cliques.  $\square$

The following lemma generalizes Lemma 7.

**Lemma 22** *Let  $A, B \in T_r(C, i)$  ( $T_l(C, i)$ , respectively) for some clique  $C$  in  $OPT$  and some class  $i$ ,  $i$  being one of 2.1,2.2,2.3 (2.1,2.2,2.3,3.1,3.2, respectively), with  $l(A) < l(B)$ . Let  $A', B'$  be the right successors (left successors, respectively) of  $A, B$ , respectively. These four strips must be in the following*

order from left to right (right to left, respectively):  $A, B, B', A'$ . In addition,  $A'$  cannot  $r$ -span ( $l$ -span, respectively)  $B$  and must have its upper hole above that of  $B$ .

**Proof.** The proof for  $T_l(C, i)$ ,  $i$  being one of 2.1, 2.2, 3.1, and for  $T_r(C, i)$ ,  $i$  being one of 2.1, 2.3, is described in Lemma 7 (the same proof holds because Facts 1, 3, 4, 5 continue to hold for doubling strips).

We need to prove the lemma for the remaining cases only. We prove the lemma for  $T_r(C, 2.2)$ ; the other cases have analogous proofs.

From Lemma 20, it follows that  $B$   $r$ -spans  $A$  and hence must lie to the right of  $A$ . If  $B$  is to the right of  $A'$  then the right witness cells  $a$  and  $b$  of  $A$  and  $B$  respectively are independent (see Fig.11(b)). Therefore,  $B$  is to the left of  $A'$  and to the right of  $A$ . To show that the right successor of  $B$  also lies between  $A$  and  $A'$ , we show in the next paragraph that  $A'$  cannot  $r$ -span  $B$ . Since  $A'$  and  $B$  both  $r$ -span  $A$ , they cannot be disjoint either. Then, it follows that the right blocking hole of  $B$  is vertically aligned with or to the left of  $A'$ . Therefore, the right successor of  $B$  is also to the left of  $A'$ .

Suppose  $A'$   $r$ -spans  $B$ . Since we are considering category 2.2,  $A'$  and  $A$  are in the same category. Since  $B$   $r$ -spans  $A$  and  $A'$   $r$ -spans  $B$ ,  $A, B$  are also in the same category, and then  $B$ , and not  $A'$ , will be the right successor of  $A$ .

It remains to show that the upper hole of  $A'$  is above that of  $B$ . Recall that  $B$ 's right witness cell lies on the horizontal line containing the upper hole of  $B$ . If the upper hole of  $A'$  is horizontally aligned with or below that of  $B$ , the witness cells  $a$  and  $b$  of  $A$  and  $B$  respectively would be independent (see Fig.11(d)). Hence, the upper hole of  $A'$  lies above that of  $B$ .  $\square$

**Definitions.** As before, we define strip  $A$  to be a *right jumper* if its right successor has length at least  $2^{\Delta}l(A)$ . Since  $\Delta$  will be set to at least 1, all right jumpers are actually right-doubling strips. Left jumpers are defined analogously.

The following lemma generalizes Lemma 8.

**Lemma 23** Consider strips  $A, B \in T_r(C, i)$  ( $T_l(C, i)$ , respectively) for some clique  $C$  in  $OPT$  and  $i$  one of 2.1, 2.2, 2.3 (2.1, 2.2, 2.3, 3.1, 3.2, respectively). Suppose  $l(A) < l(B)$ . The following two facts hold.

1. The vertical separation between the upper holes of  $A$  and  $B$  is at most  $2^{\Delta}l(A)$ .
2. If  $A$  is not amongst the smallest  $\gamma\Delta$  non-jumper strips in  $T_r(C, i)$  ( $T_l(C, i)$ , respectively), the vertical separation between the upper holes of  $A$  and  $B$  is at most  $\frac{l(B)}{2^{(\gamma-1)\Delta}}$ .

**Proof.** The proof is identical to that of Lemma 8 (the appropriate generalizations of the lemmas used there have to be invoked) because that proof uses only Fact 4 and Lemmas 20, 21 and 22, which hold for both doubling and non-doubling strips.  $\square$

We generalize Lemma 9 next.

**Lemma 24** Let  $A, B \in T_r(C, i)$  ( $T_l(C, i)$ , respectively), for some clique  $C$  in  $OPT$  and  $i$  being one of 2.1, 2.2, 2.3 (one of 2.1, 2.2, 2.3, 3.1, 3.2, respectively). Further, suppose  $l(A) < l(B)$ . Then  $A$  lies completely above the right (left, respectively) blocking hole of  $B$ .

**Proof.** The proof is the same as that of Lemma 9 (again, the appropriate generalizations of the lemmas used there have to be invoked) as that proof uses only Facts 4, 5 and Lemmas 20, 22 which continue to hold for both doubling and non-doubling strips.  $\square$

Finally, we need the following lemma, which generalizes Lemma 10.

**Lemma 25** Let  $C$  and  $C'$  be the cliques in  $OPT$  containing the right and left witness cells, respectively, of a strip  $A$ . Let  $B$  be a strip in  $T_r(C, i)$  smaller than  $A$ . Let  $B'$  be strip in  $T_l(C', i)$  smaller than  $A$ . If  $i$  is one of 2.1 or 2.2, then  $B'$  cannot  $l$ -span  $B$ . If  $i$  is one of 2.1 or 2.3, then  $B$  cannot  $r$ -span  $B'$ .

**Proof.** The proof for  $i=2.1,2.2$  is identical to that of Lemma 10 as Facts 1, 3, 4, 5 used in that proof continue to hold in the left direction for  $i=2.1,2.2$  (these involve left doubling strips). Note that the whole of the proof for Lemma 10 is not being invoked, rather, only the first half is being invoked. To invoke the second half (namely  $B$  cannot r-span  $B'$ ) as well, we will need the above facts to hold in the right direction. This is indeed true for Class 2.1 which is right doubling as well but not for Class 2.2. Invoking this second half for Class 2.1, we get the last part of the lemma for this class. The proof for  $i=2.3$  is analogous.  $\square$

## 4.5 Accounting for Strips

The strips in each class are accounted for separately. The number of strips in Class 1.1 is  $O(|OPT|)$  by Lemma 18. The number of strips in Class 1.2 is  $O(|OPT| \frac{\log n}{\Delta})$  by Lemma 18 and Lemma 21.

Class 2.1 contains strips that are doubling in both directions, like the strips in the special case considered in previous sections. The number of strips in Class 2.1 can be shown to be  $O(|OPT|(\Delta + \frac{\log n}{\Delta}))$  by a proof identical to those of Lemma 11 and Corollary 12; however, invocations of lemmas in Section 3.2 need to be modified to point to their respective counterparts in Section 4.4 (see the remark in Section 3.3).

The reason why the proof of Lemma 11 do not extend to other classes as well is that Lemma 11 uses Lemma 10 in both directions, i.e., to claim that  $B'$  cannot r-span  $B$  and  $B$  cannot l-span  $B'$ ; this can be done only for Class 2.1. Therefore, the remaining classes need separate proofs, which are given below.

### 4.5.1 Classes 2.2 and 2.3

**Lemma 26** *Consider a strip  $P \in T_r(C, 2.2)$  and its right follower  $Q \in T_r(C, 2.2)$  ( $Q$  need not be defined). Then one of the following must hold.*

- 1  $P$  is either the largest strip or among the smallest  $\Delta + 2$  strips, in  $T_r(C, 2.2)$ .
- 2  $Q$  is among the smallest  $4\Delta + 1$  strips in  $T_l(C', 2.2)$ , where  $C'$  denotes the clique in  $OPT$  containing the left witness cell of  $Q$ .
- 3 Let  $P'$  be the strip in  $T_r(C, 2.2)$  which is to the left of  $P$  and shorter than  $P$  such that the number of strips longer than  $P'$  and shorter than  $P$  in  $T_r(C, 2.2)$  is 3. Then either  $P'$  does not exist or  $2^{3\Delta}l(P') \leq l(Q)$ .
- 4 Let  $Q'$  denote the strip in  $T_l(C', 2.2)$  whose left follower is  $Q$ . Then  $2^{\Delta}l(Q') \leq l(Q)$ .

**Proof.** We suppose that none of the four conditions hold and derive a contradiction.

Since condition 1 does not hold,  $Q$  exists. The proof then proceeds using the following claims, which are proved in subsequent paragraphs. We claim that any strip in  $T_r(C, 2.2)$  with length less than  $l(Q')/2$  must lie completely above  $Q'$ . Since condition 3 is violated,  $P'$  must exist. We then show that  $P'$  has length less than  $l(Q')/2$ , and therefore lies above  $Q'$ . Since  $Q$  r-spans  $P'$  by Lemma 20, the vertical separation between the upper holes of  $Q$  and  $Q'$  is at least  $l(P')$ . By the violation of condition 2 and Lemma 23 applied to  $Q'$  and  $Q$ , the vertical separation between the upper holes of  $Q$  and  $Q'$  is at most  $\frac{l(Q)}{2^{3\Delta}}$ . It follows that  $l(P') \leq \frac{l(Q)}{2^{3\Delta}}$ . This satisfies condition 3, a contradiction.

First, we show that any strip  $R$  in  $T_r(C, 2.2)$  with length less than  $l(Q')/2$  must lie completely above  $Q'$ . Clearly,  $R$  lies to the left of  $Q$ . Its right successor  $S$  is to the right of  $Q$ , by Lemma 22. Further,  $S$  has size less than  $l(Q')$  (since  $l(R) < l(Q')/2$  and Class 2.2 is right non-doubling). In addition, by Lemma 22, the upper hole of  $S$  is above that of  $Q$ . It follows that the lower hole of  $S$  must also be above that of  $Q'$ , otherwise  $l(S) \geq l(Q')$ , a contradiction. Suppose that  $R$  is not completely above  $Q'$ . We will get a contradiction as follows. Since  $R$  is not completely above  $Q'$  and  $S$  r-spans  $R$ ,  $S$  is not completely above  $Q'$  either. Then one of the two situations shown in Fig.17 must hold, depending upon whether  $S$  is to the left or right of  $Q'$ . In the first case,  $Q$  cannot l-span  $Q'$ , and in the second case,  $S$  cannot r-span  $R$ , both contradictions. Therefore,  $R$  is completely above  $Q'$ .

Second, we show that  $P'$  has length less than  $l(Q')/2$ . To do this, we will show that  $l(P) \leq 2l(Q')$ . Then, since there are three strips between  $P$  and  $P'$  in  $T_r(C, 2.2)$ ,  $l(P') < l(P)/4 \leq l(Q')/2$ . That

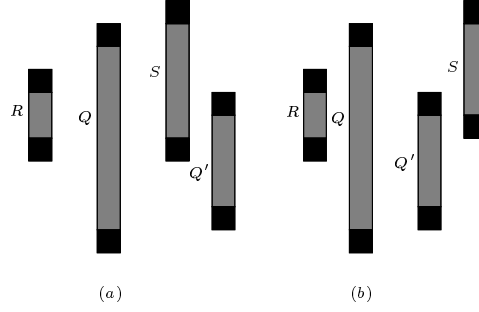


Figure 17: (a)  $S$  is to the left of  $Q'$  and  $Q$  does not l-span  $Q'$ . (b)  $S$  is to the right of  $Q'$  and  $S$  does not r-span  $R$  since it is not above  $Q'$ .

$l(P) \leq 2l(Q')$  is shown as follows. We show in the next paragraph that  $P$  must have its upper hole aligned with or below that of  $Q$  and its lower hole aligned with or above that of  $Q'$ . Thus  $l(P)$  is at most the vertical separation between the upper hole of  $Q$  and the lower hole of  $Q'$ . Since condition 2 is violated, Lemma 23 applied to  $Q'$  and  $Q$  implies that the vertical separation between their upper holes is at most  $\frac{l(Q)}{2^{3\Delta}}$ . Thus the vertical distance between the upper hole of  $Q$  and the lower hole of  $Q'$  is at most  $l(Q') + \frac{l(Q)}{2^{3\Delta}} < l(Q')(1 + \frac{1}{2^{2\Delta}})$ , by the violation of condition 4. Thus  $l(P) \leq l(Q')(1 + \frac{1}{2^{2\Delta}}) \leq 2l(Q')$ , as required.

It remains to show that that  $P$  must have its upper hole aligned with or below that of  $Q$  and its lower hole aligned with or above that of  $Q'$ . By Lemma 20,  $Q$  r-spans  $P$  and therefore the upper hole of  $P$  is aligned with or below that of  $Q$ . By the violation of condition 1 and by Lemma 20, which states that all strips in  $T_r(C, 2.2)$  are in distinct categories, there exists a strip  $R$  in  $T_r(C, 2.2)$  such that  $l(R) < \frac{l(P)}{2^{\Delta+1}} < \frac{l(Q)}{2^{\Delta+1}}$ . Then, by the violation of condition 4,  $l(R) < l(Q')/2$ . From the earlier part of this proof, it follows that  $R$  lies completely above  $Q'$ . Clearly,  $R$  is to the left of  $P$ . By Lemma 20,  $P$  r-spans  $R$  and therefore the upper hole of  $P$  is above that of  $Q'$ . Further, by Lemma 25,  $P$  cannot l-span  $Q'$ . Therefore, the lower hole of  $P$  must be aligned with or above that of  $Q'$ .  $\square$

**Corollary 27** *The number of strips in Class 2.2 is  $O(|OPT| * (\frac{\log n}{\Delta} + \Delta))$ .*

**Proof.** We consider 4 subclasses, depending upon which of the conditions in Lemma 26 is satisfied. The number of strips  $P$  which satisfy the first condition is clearly  $O(|OPT| * \Delta)$  because each clique in  $OPT$  has  $O(\Delta)$  such strips. The number of strips  $P$  which satisfy the third condition is  $O(|OPT| * \frac{\log n}{\Delta})$ , using arguments similar to those used for Class 2.1 in Corollary 12, conditions 4 and 5. Next, consider strips  $P$  such that either condition 2 or 4 holds. Such a strip  $P$  has a unique right follower  $Q$  in  $T_r(C, 2.2)$ . Note that any strip in  $T_r(C, 2.2)$  is the right follower of at most one strip. Thus it suffices to bound the number of strips  $Q$  which are right followers of strips  $P$  satisfying condition 2 or 4. Using arguments similar to those in Corollary 12, the number of such strips  $Q$  satisfying condition 2 can be shown to be  $O(|OPT| * \Delta)$  and the number of such strips  $Q$  satisfying condition 4 can be shown to be  $O(|OPT| * \frac{\log n}{\Delta})$ .  $\square$

A similar argument as above works for class 2.3.

**Corollary 28** *The number of strips in Class 2.3 is  $O(|OPT| * (\frac{\log n}{\Delta} + \Delta))$ .*

#### 4.5.2 Classes 3.1 and 3.2

**Lemma 29** *Consider a strip  $P$  in  $T_l(C, 3.1)$  or  $T_l(C, 3.2)$ . Let  $Q$  be the right successor of  $P$ . Let  $j$  be the class containing strip  $Q$  and  $C'$  be the clique containing the left witness cell of  $Q$ . Then either  $j = 1.1$  or  $j = 1.2$  or  $Q$  is among the smallest  $2\Delta + 2$  strips in  $T_l(C', j)$ .*

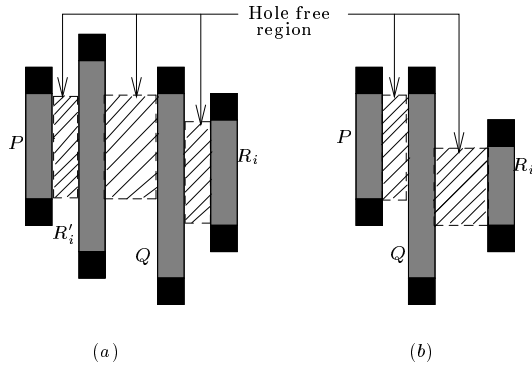


Figure 18: The two scenarios in Lemma 29 (a)  $j=2.3,3.2$  (b)  $j=2.1,2.2,3.1$

**Proof.** Since  $P$  belongs to Class 3.1 or Class 3.2 and not to Class 1.1, it has a well defined right successor  $Q$ . Further, since  $P$  does not define a right witness cell, the upper holes of  $P$  and  $Q$  are horizontally aligned (see Fig.18). In addition, if  $P$  is right non-doubling then  $l(Q) < 2l(P)$  and if  $P$  is right doubling then  $l(Q) \leq l(P)2^\Delta$  as  $P$  is not a right jumper (i.e., it is not in Class 1.2). Note that if  $P$  is in Class 3.2 then it must be right doubling, as all strips in  $\mathcal{S}$  are either left doubling or right doubling or both (recall the definition of  $\mathcal{S}$  from Section 4). We consider various cases depending upon the nature of  $Q$ .

Suppose  $j \neq 1.1$  and  $j \neq 1.2$ . Then  $Q$  is not a left terminal strip. Let  $T_i(C', j)$  have  $k$  strips smaller than  $Q$ . Let these be  $R_1, \dots, R_k$ , in increasing order of length. We need to show that  $k \leq 2\Delta + 1$ .

By Lemma 20 and Lemma 21, the  $R_i$ s and  $Q$  together form a left nested set of strips and therefore, belong to distinct categories. Note that since  $j \neq 1.1$ ,  $Q$  and each of the  $R_i$ s have left successors. Let  $R'_i$  denote the left successor of  $R_i$ . There are two cases now, depending upon whether  $j$  is one of 2.3,3.2 or one of 2.1,2.2,3.1.

First, suppose  $j$  is one of 2.3,3.2. Then  $Q$  and the  $R_i$ s are all left non-doubling (see Fig.18(a)). Then  $R'_i$  is in the same category as  $R_i$ . Since all  $R_i$ s and  $Q$  are left nested and in distinct size categories,  $l(R'_1) < l(R'_2) < \dots < l(R'_k) < l(Q)$ , and  $2^{k-1}l(R'_1) < l(Q)$ . All  $R'_i$ s must be between  $P$  and  $Q$ . For,  $R'_i$  cannot be to the right of  $Q$  by Lemma 22. And, if  $R'_i$  is to the left of  $P$  then the left witness cells of  $Q$  and  $R_i$  are independent because  $Q$ 's left witness cell is on the horizontal line joining the upper holes of  $P$  and  $Q$ . From Lemma 22, the upper hole of each  $R'_i$  is above the upper holes of both  $Q$  and  $P$ . Each  $R'_i$  must r-span  $P$  because  $R'_i$  must l-span  $R_i$  and the hatched region is hole-free (because  $Q$  r-spans  $P$ ). Thus  $l(P) < l(R'_i)$ . Therefore  $l(Q) > 2^{k-1}l(R'_1) > 2^{k-1}l(P)$ . So if  $k \geq \Delta + 1$ ,  $l(Q) > l(P)2^\Delta$ , a contradiction (see the first paragraph of this proof, note that  $\Delta \geq 1$ ). It follows that  $k \leq \Delta$  in this case.

Second, suppose  $j$  is one of 2.1,2.2,3.1.  $Q$  and the  $R_i$ s are all left doubling (see Fig.18(b)). Note that the hatched regions in the figure must be hole-free as  $Q$  must r-span  $P$  and l-span  $R_i$ . Then the lower hole of each  $R_i$  must be below that of  $P$ , otherwise the left witness cell for  $R_i$  will be on or to the left of  $P$  and independent from the left witness cell for  $Q$ , a contradiction. Therefore, the vertical distance between the upper hole of  $P$  (or of  $Q$ ) and the lower hole of  $R_1$  is at least  $l(P)$ . Since the  $R_i$ s and  $Q$  belong to distinct categories  $2^\Delta l(P) \geq l(Q) > 2^{k-1}l(R_1)$  (the first inequality follows from the first paragraph of this proof). It follows that the vertical separation  $t$  between the upper holes of  $R_1$  and  $Q$  is at least  $l(P) - l(R_1) > (2^{k-1-\Delta} - 1)l(R_1)$ . For  $k \geq 2\Delta + 2$ ,  $t > (2 \cdot 2^\Delta - 1)l(R_1) > 2^\Delta l(R_1)$ . This contradicts Lemma 23 (the first part, applied to  $R_1$  and  $Q$ ). Thus  $k \leq 2\Delta + 1$  in this case, as required.  $\square$

**Corollary 30** *The number of strips in Class 3.1 and 3.2 is  $O(|OPT| * (\frac{\log n}{\Delta} + \Delta))$*

**Proof.** Each strip in these two classes has a right successor, which in turn has a left witness by Lemma 16. Further, by Lemma 17, any strip is the right successor of at most 2 strips. By Lemma 29, either, (a) the right successor of a strip in these two classes is in Class 1.1 or 1.2, or, (b) the right successor of a strip in this two classes is in some class  $j \neq 1.1, 1.2$  and is amongst the smallest  $2\Delta + 2$  strips in

$T_l(C', j)$ , for some clique  $C'$  in  $OPT$ . Strips in Classes 3.1,3.2 for which the right successor satisfies the latter property are clearly  $O(|OPT| * \Delta)$  in number. And strips for which the right successor satisfies the former property are  $O(|OPT| \frac{\log n}{\Delta})$  in number by Lemmas 18 and 21.  $\square$

### 4.5.3 Summing Up

**Theorem 31** *The number of rectangles needed to cover the given polygon is  $\Omega(\frac{\#N}{\sqrt{\log n}})$ , where  $\#N$  is the number of necessary strips and therefore, the number of rectangles used by our algorithm.*

**Proof.** From Corollaries 12, 27, 28, 30, it follows that  $|\mathcal{S}| = O(|OPT| * \max\{\frac{\log n}{\Delta}, \Delta\})$ . By Lemma 15,  $|\mathcal{S}|$  is at least a quarter of the number of rectangles used by our algorithm, which is equal to the number of necessary strips. The theorem follows by setting  $\Delta = \sqrt{\log n}$ .  $\square$

## 5 Counterexample

If the average family size was  $O(1)$  for all polygons, then our claim that there always exist  $\#F$  independent points will give a constant factor approximation algorithm. Unfortunately, this is not the case. Here we give an example of a polygon in which the average family size is  $\theta(\frac{\log n}{\log \log n})$ .

This example can also be slightly modified in a way such that all right witness points can be covered by  $O(\frac{\#N \log \log n}{\log n})$  cliques and the average right clique size is  $\Theta(\frac{\log n}{\log \log n})$  but the average family size (both left and right) remains  $\Theta(\frac{\log n}{\log \log n})$ . However, in this example, covering the left witness points requires  $\Omega(\#N)$  cliques and the maximum clique size is  $O(1)$  for these points. This example was the key to our lower bound. We do not know whether there are examples where the average clique size is super-constant for both the left witness points and the right witness points. In this sense, our bound of  $\sqrt{\log n}$  does not seem like an unnatural meeting point.

Let  $l$  be a parameter, which we will ultimately set to  $\log n$ . We give an example where the average left family size, average right family size, and average right clique size are all  $\Theta(\log_l n)$ .

Our polygon will have two kinds of holes, *non-blocking* and *blocking*. There will be  $\Theta(n)$  blocking holes and  $\Theta(n \log_l n)$  non-blocking holes; so most holes will be non-blocking. First, we will describe the arrangement of non-blocking holes and then that of blocking holes. All subsequent references to strips will be to those formed by non-blocking holes.

Non-blocking holes are arranged in columns. Each column has a certain *sparsity*. A column with sparsity  $i$  will have  $\frac{n}{l^i} + 1$  holes in it, where  $0 \leq i \leq \log_l n$ ; these holes will be put in rows  $0, l^i, 2l^i, \dots$ . So the least sparse column will have  $n + 1$  holes in rows  $0, 1, 2, 3, \dots, n$  and the most sparse will have 2 holes in rows  $0, n$ . There will be  $l^{i-1}(l + 1)$  columns of sparsity  $i$ ,  $i \geq 1$ . Therefore, the total number of non-blocking holes will be  $\Theta(n \log_l n)$ . The arrangement of these columns can be described by the following sequential procedure.

The leftmost and rightmost columns will have sparsity 0. Between these two columns, put  $l + 1$  columns of sparsity 1; these  $l + 1$  columns together constitute a *pack*. Then, between each pair of consecutive columns of sparsity 1, put a pack of  $l + 1$  columns of sparsity 2, and so on, as shown in Fig.19. Note here that a pack of sparsity  $i + 1$  columns is only put between pairs of consecutive columns of sparsity  $i$  which belong to the same pack; these sparsity  $i$  columns will not have any columns of sparsity less than  $i$  between them.

Blocking holes will always be placed as follows. First, we form right families comprising strips formed by non-blocking holes in columns which are not the last in their respective packs. Note that most (all but  $\Theta(n)$ ) non-blocking holes lie in such columns. Consider a column  $C$  with sparsity  $i$  which is not the rightmost column in its pack. There are  $\frac{n}{l^i}$  strips in such a column. These strips are organized into *groups* of  $l$  strips each, the strips in each group being vertically consecutive. Consider one such strip which is the  $j$ th strip in its group. We define a right successor  $s'$  for  $s$ , where  $s'$  is the unique strip in the column  $C'$  defined below which  $r$ -spans  $s$ ;  $C'$  is the  $j$ th leftmost column amongst the pack of  $l + 1$  sparsity  $i + 1$  columns nested between  $C$  and the next sparsity  $i$  column to the right of  $C$ . The size of each right family defined by the above right successors is clearly large, i.e.,  $\Theta(\log_l n)$ .

We will now arrange blocking holes so that all strips in each right family defined above will indeed have a common right blocking hole. For each right family defined above, put a blocking hole immediately

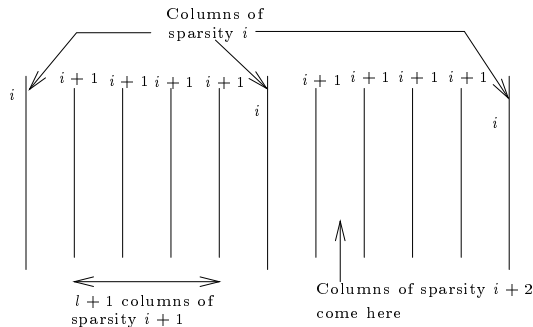


Figure 19: Arrangement of columns of sparsity  $i$  and  $i + 1$

to the right of the rightmost strip in such a way that it blocks all strips in this family. The number of blocking holes put is clearly  $\Theta(n)$ .

Thus, what we have achieved above is an arrangement of  $\Theta(n \log_l n)$  holes where all but  $O(n)$  strips lie in right families of size  $\Theta(\log_l n)$ . We remark here that all but  $O(n)$  strips lie in left families of size  $\Theta(\log_l n)$  as well in this arrangement. The picture of a “basic block” shown in Fig.20 will be helpful in seeing that this is true.

A basic block comprises the following holes.

1. Holes bounding a group of strips on a column  $C$  of sparsity  $i$ , where  $C$  is not the rightmost column in its pack. Let  $h, h'$  be the topmost and bottommost such holes (see Fig.20).
2. All blocking holes whose vertical position is between between  $h$  and  $h'$  and whose horizontal position is between  $C$  and the next column in the pack containing  $C$ .
3. All non-blocking holes which are located vertically between  $h$  and  $h'$  and are on columns of sparsity  $i + 1$  between  $C$  and the next column in the pack containing  $C$ .

### 5.1 Getting Large Right Cliques

We need to make a modification to the above construction to get large right clique sizes while leaving left and right family sizes as before.

The modification is that columns containing non-blocking holes need to be shifted downwards by varying amounts, while maintaining most (but not all) of the right and left families as such. This shifting is described by the following sequential procedure.

The shifting procedure is carried out in rounds. In the  $i$ th round, only columns of sparsity  $i$  or more will be shifted. Assume that the procedure has already been executed for  $i$  rounds. At this point, for any column  $C$  of sparsity  $i$ , all columns of sparsity  $i + 1$  or more which appear between  $C$  and the next column in its pack will not have experienced any shift relative to  $C$ . For each strip  $s$  in a column  $C$  of sparsity  $i$  which is not the rightmost in its pack, let  $map(s)$  denote that strip which has the same right blocking hole as  $s$  and lies on a column of sparsity  $i + 1$  between  $C$  and the next sparsity  $i$  column in  $C$ 's pack. It can be verified from the shifting procedure below that  $map(s)$  is always well-defined and that a basic block (such as the one shown in Figure 21) has blocking holes for strips in  $C$  forming a group distributed diagonally (this basic block requires forming groups of  $l$  consecutive strips on column  $C$ , leaving the first  $l - 1$  strips out of this grouping; this is to account for the shifts made to  $C$  so far). So each basic block formed by groups on  $C$  looks as in Figure 21, except that holes in this basic block on sparsity  $i + 1$  columns between  $C$  and the next sparsity  $i$  column  $D$  in  $C$ 's pack are all aligned with  $h$ , the top hole of this group. The  $i + 1$ st round proceeds as follows.

For each column  $C$  of sparsity  $i$  which is not the rightmost column in its pack, consider any group of strips on  $C$ . Let  $h$  be the topmost hole in this group. Each strip  $s$  in this group is considered in turn. Let  $\mathcal{P}$  denote the pack of sparsity  $i + 1$  strips nested between  $C$  and the next sparsity  $i$  strip to the

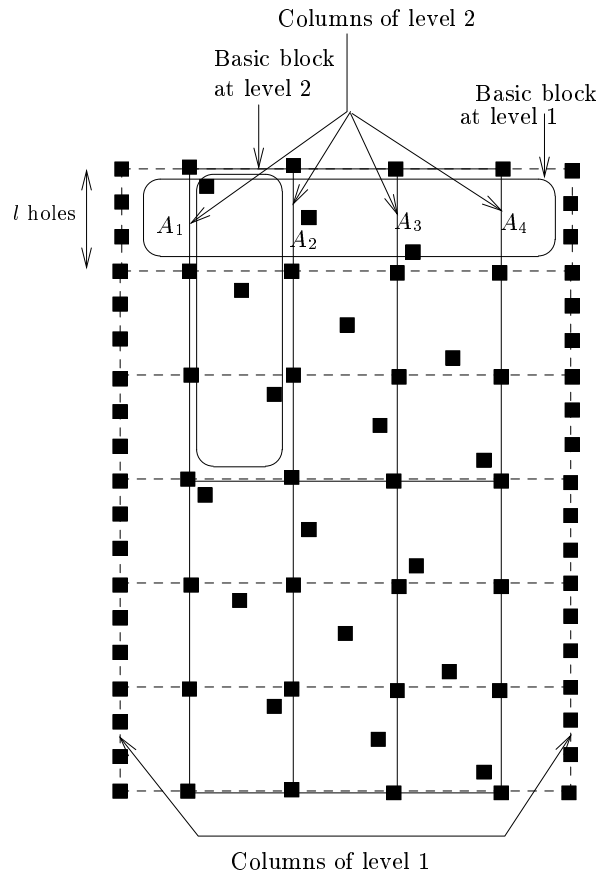


Figure 20: A Basic Block

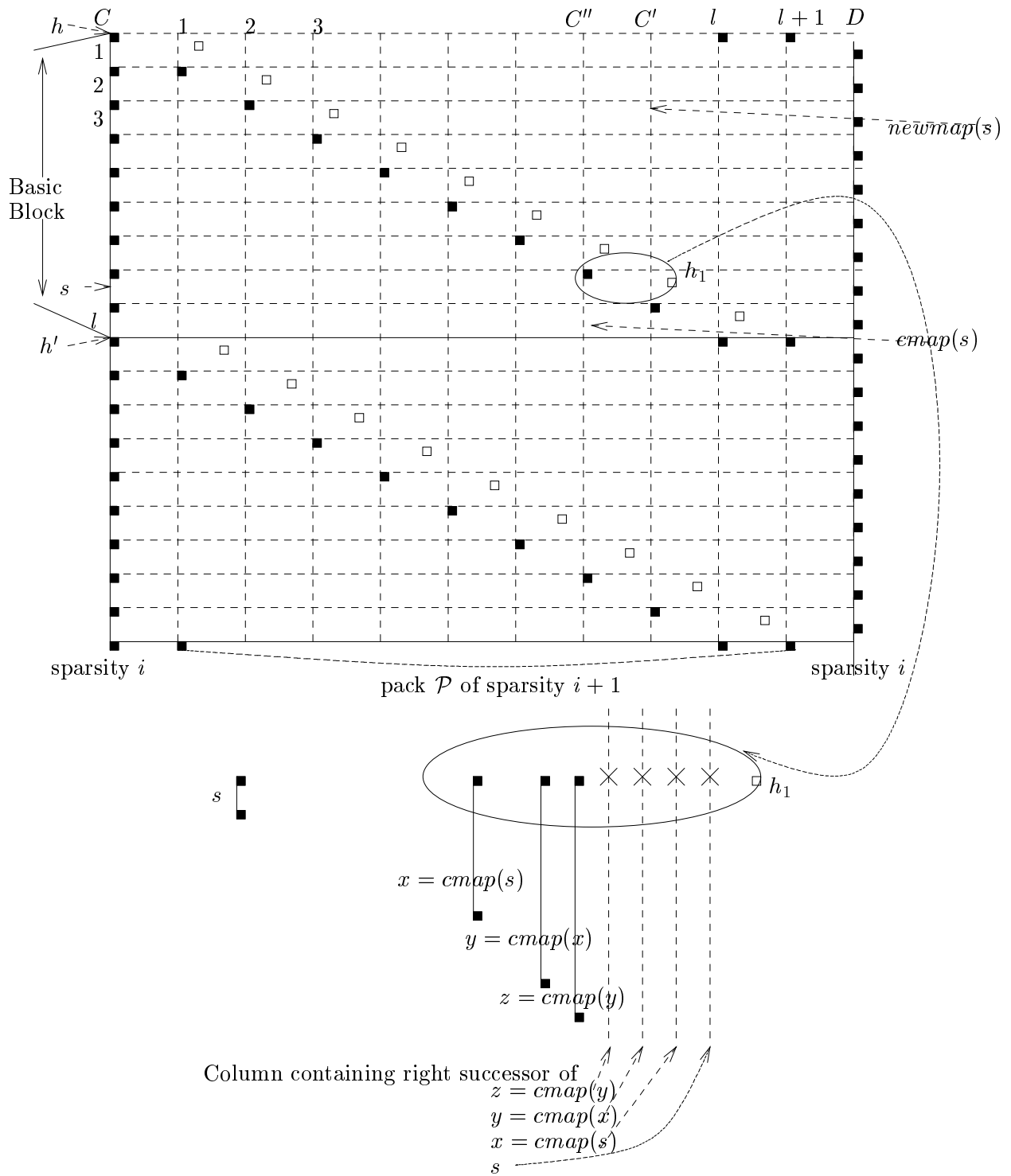


Figure 21: Two Basic Blocks obtained after the  $i + 1$ st round of shifting. White holes are blocking holes. One large clique has been highlighted. The crosses are right witness points.

right. The column  $C''$  immediately preceding the column  $C'$  containing  $map(s)$  in  $\mathcal{P}$  is shifted down so that the hole which was horizontally aligned with  $h$  is now aligned with the upper hole of  $s$  (see Fig.21). In addition, all columns nested between  $C''$  and  $C'$  will also be shifted down so that no relative shift is introduced between  $C''$  and these columns in this round. For future reference, we denote the strip on  $C''$  which now r-spans  $s$  by  $cmap(s)$  and the strip on  $C'$  which now r-spans  $s$  by  $newmap(s)$ . Note that  $cmap(s)$  is defined unless  $s$  is the first strip in its group. Figure 21 shows a basic block after this modification.

The above shifting procedure modifies right families, because right successors of strips could have changed. For each strip  $s$  in  $C$ , the right successor changes from  $map(s)$  to  $newmap(s)$ . Families defined by this new definition of right successor are also large, essentially because, a right successor can be defined for every strip other than those which are on the last columns in their packs. Thus, all but  $O(n)$  of the strips will continue to be in right families of size  $\Theta(\log_i n)$ .

Also, the average right clique size is  $\Theta(\log_i n)$ . To see this, note that the right witness points of  $s, cmap(s), cmap(cmap(s)), \dots$  form a right clique and that  $cmap(s)$  is defined for all those  $s$  which are not the first strips in their respective groups or in the last columns in their respective packs. Since there are only  $O(n)$  strips  $s$  which are either the first strips in their respective groups or in the last columns in their respective packs, the total number of right cliques is  $\Theta(n)$  and the average right clique size is  $\Theta(\log_i n)$ .

It now remains to show that left families continue to be large after the above modification. Consider a column  $C$  of sparsity  $i$  and the next column  $D$  to its right in its pack. As is clear from Figure 21, left successors can be defined in the pack  $\mathcal{P}$  for each of the strips in  $D$ , except those strips which are either the first or last in their respective groups. Defining left successors recursively in this way ensures that the average left family size is also  $\Theta(\log_i n)$ .

## 5.2 Large Left and Right Cliques?

In the above example, it can be seen with some effort that all left cliques have size  $O(1)$ . We do not know whether this example can be modified so that the average left and right cliques sizes are both large.

## 6 Conclusions

A number of loose ends remain for this problem. The main question, of course, is whether the approximation factor can be brought down to  $O(1)$ . Another question is whether there exists a polygon whose clique cover and independent set numbers are small-o of the number of necessary strips.

**Related Problems.** We briefly mention some related problems and the current state of knowledge on these problems.

**Non-Axis Parallel Rectangles.** One variant of the above rectangle covering problem is when the covering rectangles need not be axis-parallel.

Our techniques do not seem to extend to this case. However, they do extend even when all the covering rectangles must be inclined at the same angle, or at one of a constant number of angles. But there are examples where rectangles inclined at an arbitrary number of angles are involved in the optimal cover. And in this case, the issue seems to be different and related to the problem of covering a given set of points using a minimum number of straight lines. We do not know the exact nature of this relationship though. No  $o(\log n)$  approximation factor is known for this problem either (see [1]). We describe an example below where the optimum cover has size  $O(n)$  when non axis-parallel rectangles are allowed, whereas it is  $\Omega(n\sqrt{n})$  if only axis-parallel rectangles are allowed. This gives support for the intuition that the size of the minimum cover should be much smaller if non axis-parallel rectangles are allowed.

Partition the  $n \times n$  grid into  $a^2$  tiles of size  $n^2/a^2$  each (as in Figure 22(a)). One such tile is shown in Figure 22(b). Each tile has dimensions  $n/a \times n/a$ . The structure of the tiles results in a partition of the grid into triangles along the boundary and rhombuses inside. Each rhombus has  $n/a$  holes on each of its sides. First, consider the case when only axis-parallel rectangles are allowed. Each rhombus needs  $n/a$

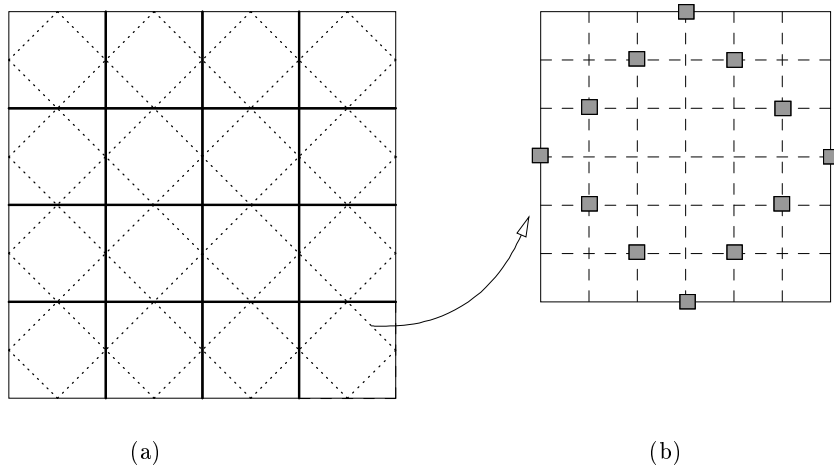


Figure 22: Covering with non-axis-parallel rectangles

axis-parallel rectangles for covering. Similarly, each triangle needs  $n/a$  rectangles to be covered. The total number of triangles is  $4a$  and the total number of rhombuses is  $\Theta(a^2)$ . Therefore, the optimum has size  $\Theta(a^2n/a + 4an/a)$ . Next, consider the case when arbitrarily oriented rectangles are allowed. Now each rhombus can be covered by just one rectangle. Therefore the cover size is  $\Theta(an/a + 4an/a)$ . For  $a = \sqrt{n}$ , the cover sizes are  $\Theta(n\sqrt{n})$  and  $\Theta(n)$  respectively.

**Non-Rectilinear Polygons.** When the polygon itself is not rectilinear but has only obtuse angles, suitably discretizing the problem so as to apply the greedy set covering algorithm [10] is itself non-trivial. Levcopoulos and Gudmundsson [15] showed that this can indeed be done. So this problem too has an  $O(\log n)$  factor approximation algorithm and no better bound is known.

**Rectilinear Polygons and Fat Rectangles.** When the covering objects are squares or rectangles with bounded aspect ratio, then Levcopoulos and Gudmundsson [16] give a constant factor approximation algorithm.

## 7 Acknowledgements

We thank the referees for extensive comments that have helped to improve the presentation.

## References

- [1] V.S. Anil Kumar, S. Arya, R. Hariharan. Hardness of Set Covering with Intersection 1. *Proceedings of the 27th International Colloquium on Automata, Languages and Programming*, 2000, pp. 624–635.
- [2] P. Berman and B. Dasgupta. Approximating Rectilinear Polygon Cover Problems. *Algorithmica*, 17(4), 1997, pp. 331–356.
- [3] H. Brönnimann, M. Goodrich. Almost Optimal Set Covers in Finite VC-Dimension. *Discrete Comput. Geom.*, 14, 1995, pp. 263–279.
- [4] S. Chaiken, D.J. Kleitman, M. Saks and J. Shearer. Covering Regions by Rectangles. *SIAM J. Algebraic and Discrete Methods*, Vol. 2, 4, 1981, pp. 394–410.
- [5] Y. Cheng, S.S. Iyengar and R.L. Kashyap. A New Method for Image compression using Irreducible Covers of Maximal Rectangles. *IEEE Transactions on Software Engineering*, Vol. 14, 5, 1988, pp. 651–658.

- [6] J.C. Culberson and R.A.Reckhow. Covering Polygons is Hard. *Journal of Algorithms*, 17, 1994, pp. 2–44.
- [7] D.S. Franzblau. Performance Guarantees on a Sweep Line Heuristic for Covering Rectilinear Polygons with Rectangles. *SIAM J. Discrete Math.*, Vol. 2, 3, 1989, pp. 307-321.
- [8] D.S. Franzblau and D.J. Kleitman. An Algorithm for Constructing Regions with Rectangles. *Information and Control*, 63, 1984, pp. 164–189.
- [9] A. Hegedüs. Algorithms for Covering Polygons with Rectangles. *Computer Aided Geom. Design*, 14, 1982, pp. 257–260.
- [10] D.S. Johnson. Approximation Algorithms for Combinatorial Problems. *Journal of Computing and Systems Sciences*, 9, 1974, pp. 256–278.
- [11] J.M. Keil. Minimally Covering a Horizontally Convex Orthogonal Polygon. Proceedings of *2nd ACM Symposium on Computational Geometry*, 1986, pp. 43–51.
- [12] C. Levcopoulos. On Covering Regions with Minimum Number of Rectangles. Proceedings of *International Workshop on Par. Comp. and VLSI*, 1984.
- [13] C. Levcopoulos. A Fast Heuristic for Covering Polygons by Rectangles. Proceedings of *Fundamentals of Computer Theory*, 1985.
- [14] C. Levcopoulos. Improved Bounds for Covering General Polygons by Rectangles. Proceedings of *6th Foundations of Software Tech. and Theoretical Comp. Sc.*, LNCS 287, 1987.
- [15] C. Levcopoulos and J. Gudmundsson. Close Approximations of Minimum Rectangular Covering. Proceedings of *16th Foundations of Software Tech. and Theoretical Comp. Sc.*, LNCS 1180, 1996, pp. 135–146.
- [16] C. Levcopoulos and J. Gudmundsson. Approximation Algorithms for Covering Polygons with Squares and Similar Problems. Technical Report, Lund University.
- [17] L. Lovasz. On the Ratio of Optimal Integral and Fractional Covers. *Journal of Discrete Mathematics*, 13, 1975, pp. 383-390.
- [18] R.Raz and S.Safra. A Sub-Constant Error-Probability Low-Degree test and a Sub-Constant Error-Probability PCP Characterization of NP. Proceedings of the *ACM Symposium on Theory of Computing*, 1997.
- [19] C. Lund and M. Yannakakis. On the Hardness of Approximating Minimization Problems. Proceedings of *25th ACM Symposium on Theory of Computing*, 1993, pp. 286–293.
- [20] W.J. Masek. Some NP-Complete Set Covering Problems, Manuscript, MIT, 1979.